



4200 kg



400 V

Profi-Line Lift

Item No.: TW 242 PE

Included:

Transporter adapters (4 pcs.)



Practical storage bracket for two extension adapters (2 pcs.)



230 V socket placed in the control box

NEW MODEL 2019

optionally available:



Air-Kit (TW 236PE-AIR)



Note try our technical decision helper (on page 6) before buying your 2-post lift(s)!

Description

The Profi-Line lift has an automatic safety lock release system, adjustable rotary supports, high quality powder coating and extremely flat floor plate (only 30 mm). The Profi-Line lifts everything from the Smart to vans.

Features

- 1A Quality built with CE-Certificate
- Manufactured in accordance to ISO 9001
- Column chain guard | Automatic safety-lock release
- Rotary lifting plates with thread protection
- Emergency lowering in case of power cut
- High quality special profile supporting posts
- 2 Hydraulic cylinders for powerful lifting and lowering
- Automatic arm-locking system
- Quality powder coating | Steel cable synchronization
- Extra flat telescopic lifting arms for sport cars
- **NEW: Anti-Lift-Up-Button**, allows you to lower the lift without it having to rise before sinking a 230 V socket placed in the control box.
- NEW: Motor-Cover included
- Stylish design, dust protection and noise reduction
- **Optional air connection (Air-Kit) available**

Delivery contents

- Lift incl. Power unit and Motor-Cover
- Heavy duty anchor bolts (10 pcs.)
- Transporter adapters (4 pcs.)
- Bracket for extension adapter
- Rubber door protectors | English instruction manual
- Examination book and CE-Certificate
- **Product video online | Assembly video online**







Product video



Assembly video

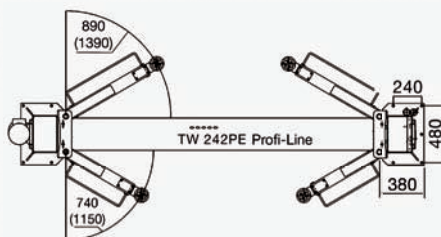
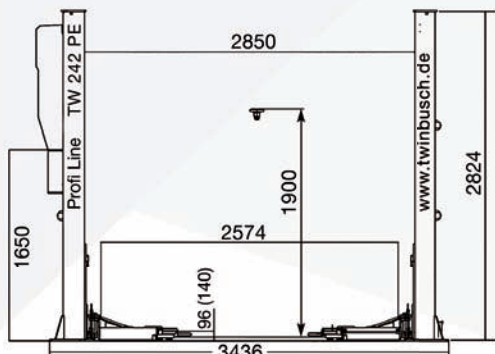


Details



- (1) Automatic arm-locking system
- (2) Asymmetric lifting-arms
- (3) 30 mm high floor plate
- (4) Column chain guard/Door protector
- (5) 2 stage adjustable lifting pads
- (6) Power unit
- (7) Powerful E-Motor/
NEW: Motor-Cover included
- (8) **NEW: Anti-Lift-Up-Button**
- (9) **NEW: 230 V socket**

Dimensions and technical data | The optional base plate reinforcement



Through experience the required concrete depth (foundation requirement of 200 mm) should be met, this must be checked by the customer. If in exceptional cases the foundation requirement is not met, we offer on page 31 a special solution, which can be used with a concrete thickness of 150 mm to 200 mm.

Technical Data: TW 242 PE	
Lifting capacity	4200 kg
Lifting height max.	1900 mm/Ad 2080
Lowest lifting point	96 mm
Lifting, lowering time (approx.)	45/30 sec.
Power supply	400 V / 3 Phase
Motor power	2,2 kW
Fusing	16 A / type C
Weight (approx.)	650 kg

If space is a problem, the lift can also be constructed narrower than the specified total width! How it works? Contact us!