



Product line

An overview of our product range

Your expert for automotive workshop equipment since 1997!



twinbusch.co.uk

Lifts
Tyre changers
Wheel balancers
and much more!



Quality
that convinces!



Twin Busch UK LTD
9, Linnell Way
Telford Way Industrial Estate
NN16 8PS, Kettering (Northants)
+44 (0) 1536 522 960
info@twinbusch.co.uk



Sales



Consultation



Showroom



Department



Even pick up

Assembly and
delivery service

After Sales Service



Service workshop

Technical
supportLarge spare parts
departmentIndividual
training

24h Online shopping



Worldwide shipment



Leasing and financing



Product development



Exhibitions/events



Service downloads

Welcome to Twin Busch,

Your reliable and competent partner for garage equipment.

Founded in 1997, Twin Busch GmbH is a family owned company with its headquarters in Bensheim / Germany and subsidiaries in D-14974 Ludwigsfelde (Berlin), Ruhrgebiet (D-45478 Mülheim), D-29664 Walsrode, F-67620 Soufflenheim (France), E-08520 Les Franqueses del Vallés/Barcelona (Spain), NL-7442DE Nijverdal (Netherlands), RO-330037 Deva / Hunedoara (Romania), RO-077010 Ilfov / Bukarest (Romania), NN16 8PS, Kettering (England) and in North Las Vegas, NV 89030 (USA).

With pride we look back on our long and successful corporate history. After the expansion of our headquarters in September 2011, we are now able to offer our customers an even larger selection of equipment, with a warehouse capacity of more than 6500 m² and a representative display of all our products!

Our focus is on lifting- and tyre changing equipment. Besides automotive lifts (two-post lifts, scissor lifts, one-post lifts, four-post lifts, in-ground lifts and HGV lifts), tyre changers and wheel balancers we offer many more innovative products related to garage and workshop equipment.

Twin Busch represents the highest quality, at value for money prices. Best possible service and customer satisfaction are matters particularly close to our hearts. Our qualified staff will assist you with support and advice. We also offer individual user training.

As our company motto suggests "Quality that convinces" our products are constantly tested for their quality, efficiency and reliability. Of course our products meet the European Standards (CE).

Our customers are gladly welcome to visit our showrooms here in D-64625 Bensheim (Germany), D-14974 Ludwigsfelde (Berlin / Germany), Ruhrgebiet (D-45478 Mülheim / Germany), F-67620 Soufflenheim (France), NL-7442DE Nijverdal (Netherlands), E-08520 Les Franqueses del Vallés / Barcelona (Spain), RO-330037 Deva / Hunedoara (Romania), NN16 8PS, Kettering (England) and in North Las Vegas, NV 89030 (USA).

We invite you to convince yourself. Our employees will be pleased to offer advice.

Visit our online shop www.twinbusch.co.uk to find out more about us. Here you will also find our complete product range, special offers, instructional videos, handbooks and much, much more. You will be surprised!

Our large warehouse allows us to keep a constant stock of more than 1200 lifts, 1500 wheel balancers and tyre changers, as well as a huge selection of other garage equipment and accessories.

Our delivery partner offers moffet forklift truck equipped deliveries anywhere on mainland England, Scotland and Wales for large and bulky items.

Of course it is also possible for our customers to pick-up themselves.

Furthermore, Twin Busch maintains a large spare parts department.

Qualified service personnel are always on hand to offer help and advice.

We do not only guide you through the buying process, at Twin Busch we consider after sales service to be equally important. Working closely together with wholesalers and distributors all over Europe, Twin Busch is proud of a large and satisfied customer base. We believe that trust and fairness are the foundations of a good working relationship.


We look forward to your visit!

Yours
Sincerely

TWIN BUSCH-Team



Gabi and
Harald Busch
Management



Dennis and
Marc Busch
Management

**We are always
there for you!**

**Monday to Friday:
8 am - 5 pm
Saturday:
9 am - 12 pm
by appointment**

Logistics and
training center
in Bensheim





Our service. Your benefit

- Large showrooms
- Daily worldwide shipment
- Customer collection possible
- Customer-oriented and competent
- Large stock
- Service workshop
- Large spare parts department
- Field installation at fair prices
- Individual training
- Exhibitions and events
- Leasing





Data table / Sales advice > 2-Post-Lift	5
TW242GE - Garage Model - 2-Post-Lift.....	6
TW242M / TW242M-G - Basic-Line - 2-Post-Lift	7
TW242M-FZ - Galvanized - Basic-Line - 2-Post-Lift	8
TW242E - Basic-Line - 2-Post-Lift.....	9
TW242E-G - Basic-Line - 2-Post-Lift.....	9
TW236PE - Profi-Line - 2-Post-Lift.....	10
TW236PEB3.9 - Clear floor - Profi-Line - 2-Post-Lift	11
TW236PEB3.9-G - Clear floor - Profi-Line - 2-Post-Lift	11
TW242PE - Profi-Line - 2-Post-Lift.....	12
TW242PEB4.3 - Clear floor - Profi-Line - 2-Post-Lift	13
TW242PEB4.3-G - Clear floor - Profi-Line - 2-Post-Lift	13
TW250 - Heavy-Line - 2-Post-Lift.....	14
TW250B4.5 - Clear floor - Heavy-Line - 2-Post-Lift.....	15
TW260 - Heavy-Line - 2-Post-Lift.....	16
TW260B4.5 - Clear floor - Heavy-Line - 2-Post-Lift.....	17
TW280 / TW280-G - Heavy-Line - 2-Post-Lift	18
Accessories for 2-Post-Lifts.....	19
TW125F - Fixed - 1-Post-Lift	20
TW125M / TW125M-G - mobil - 1-Post-Lift.....	21
TWSA-40 - Scissor lift	22
TWSA-42U / TWSA-42U-G - Under floor - Scissor lift	23
TWS3-19E / TWS3-19E-G - Scissor lift	24
TWS3-18U / TWS3-18U-G - Under floor - Scissor lift.....	25
TWS35-10E - Scissor lift.....	26
TWS3-10E / TWS3-10E-G / TWS3-10E-FZ - Scissor lift.....	27
TW127P-G - 1-Post-parking lift.....	28
TW227P-G - 2-Post-parking lift.....	29
TW436PD2-G - 4-Post-parking lift	30
TW436P-G - 4-Post-parking lift.....	31
TW445P-H3-G - Triplex 3-compartment car park lift	32
TW445 - 4-Post-Lift.....	33
TW550-4 / TW550-6 / TW575-4 / TW575-6 - HGV lift.....	34
TW580W-4 / TW580W-6 - HGV lift.....	35
TWM02 - Motorcycle lift.....	36
Accessories for lifts	37

Data table Sales advice > Tyre changer	38
TWX-610 - Basic-Line - Tyre changer.....	39
TWX-11 - Tyre changer	40
TWX-93 - Tyre changer	41
TWX-98 - Tyre changer	42
TWX-31 / TWX-36 / TWX-36-G - Tyre changer.....	43
TWX-36WDK - Tyre changer	44
TWX-00T - HGV tyre changer.....	45
TWX-60T - HGV tyre changer.....	46
TWX-80T - HGV tyre changer.....	47
Accessories for your tyre changer	48
Data table Sales advice > Wheel balancer	49
TWF-100 - Hand operated - Wheel balancer.....	50
TWF-150 - Basic-Line - Wheel balancer	51
TWF-00 - Wheel balancer	52
TWF-23 - Wheel balancer	53
TWF-95 - Wheel balancer	54
TWF-96 / TWF-96-G - Wheel balancer.....	55
TWF-50T - HGV wheel balancer	56
TW115 - Computerized wheel alignment system.....	57
TW316 - 3D wheel aligner.....	57
TWCTT-450, TWCTT-450R - Car turntable	58
TWDT-10 - Mobile Bluetooth Diagnosis system	60
TWSWE-A, SWE-A-PRO, SWE-B, SWE-D - Headlight tester.....	61
TW07G /-L, TW014G /-L - Tool trolleys.....	62
TWWS28 - Profi Workshop Tool cabinet.....	63
TWWS23 - Workshop cabinet system.....	64
TWWS15 - Workshop cabinet system.....	65
TWWS2C - Workshop cabinet system	66
Accessories for Workshop cabinet system	67
TKW-270S, K-200L, K-270L, K-500L, K-500SL - Compressors.....	68
Werkbench, Impact Wrenches, Pneumatic impact wrench, Brake bleeder, Motor crane, Motor balancer	69
Transmission jack, Jack, Waste oil extractor, Hydraulic press, Booster.....	70

Production Insights



TWIN BUSCH - BEST BRAND 2022 - Winner in 5 categories



Page 06-09 — BASIC-LINE

Garage model - Basic-Line-Series > 4200 kg (TW242GE)

Our garage model has been especially developed to fit inside the average size private garage. Based on our popular TW242E the TW242GE has a reduced height of 2,30 m and a width a little under 3 meters. The TW242GE also features automatic unlocking of the safety catches.

Basic-Line-Series > 4200 kg (TW242M / TW242M-G / TW242E / TW242E-G / TW242M-FZ)

The Basic-Line model series offers you an entry-level 2-post lift. Despite its very favourable price, the Basic-Line model series is of absolute professional quality and intended for everyday use. Thanks to its high load capacity of **4200 kg**, it is possible to lift small cars, sports cars, SUVs and vans with short and medium wheelbases. The Basic-Line series consists of the following model variants: With the TW242M we offer you our cheapest model (with semi-automatic unlocking on only one side "Singlelock (one-hand unlocking)"). The TW242M-FZ is specifically designed for outdoor use (hot-dip galvanised) and is equipped with a separable control unit for weather-protected storage. Naturally in the usual TWIN BUSCH quality. Alternatively, there is the TW242E, which already has automatic unlocking of the safety catches. With the TW242M-G and TW242E-G models, we also offer an anthracite grey (RAL 7016) version.

Online
video
adviser

Page 10-13 — PROFI-LINE

Profi-Line-Series > 3600 kg (TW236PE / TW236PEB3.9) | 4200 kg (TW242PE / TW242PEB4.3)

The Profi-Line Model is designed for the demanding requirements of a professional workshop. Compared with our Basic-Line models, this lift is more user friendly and includes additional standard features such as, Height adjustable lifting pads, a very flat base plate, column chain covers, motor cover and a 230v socket on the control box. Also included a set of height adapters. We also offer the models TW236PEB3.9 and TW242PEB4.3 as clear floor version. (Without bridge plate). The TW236PE and TW236PEB3.9 3600 kg load capacity which are particularly good for lifting small, medium, sports cars and BMWs but also suitable for small vans, eg VW T5 wheelbase short and long. For larger and heavier vehicles we offer the TW242PE and TW242PEB4.3 with 4200 kg load capacity, also suitable for heavy SUVs, SUVs and vans with short and medium wheelbase, as well as small, medium and sports cars. With the TW236PEB3.9-G and TW242PEB4.3-G models, we offer an alternative anthracite grey (RAL 7016) version.

Page 14-18 — HEAVY-LINE

Heavy-Line-Series > 5000 kg (TW250 / TW250B4.5) | 6000 kg (TW260 / TW260B4.5)

The Heavy-Line Model is probably the most flexible lift on offer. Both models allow with its high capacity of 5000 kg or 6000 kg and the very large pivoting range of the lifting arms, the effortless lifting of small cars, to SUVs, large sedans and sports cars as well as maxi-vans with short, medium and long wheelbase. Due to the width, they are also perfectly suited for the lifting of large vehicles with built on constructions, such as Motor homes and caravans. For lifting and working on very high vehicles such as camper with alcove, we recommend the TW250 or TW260. The differences between the models TW250 / TW250B4.5 and TW260 / TW260B4.5 are 1000 kg higher load capacity and the larger adjustment area by longer support arms. The Heavy-Line model has been engineered to meet the high demands it will be expected to fulfil in any professional workshop. Features include, height adjustable lifting pads, a very flat base plate, (unless clear floor) column chain covers, motor cover and a 230V EU socket on the control box. Also included a set of height adapters and a holder to store them in. In addition to the very high load capacity of **8000 kg**, the TW280 has two motor units, one per column, and is therefore also barrier-free. With the TW280-G model, we also offer an anthracite grey (RAL 7016) version.

	TW242GE	TW242M	TW242M-FZ	TW242E	TW236PE	TW236PEB3.9	TW242PE	TW242PEB4.3	TW250	TW250B4.5	TW260	TW260B4.5	TW280
Lifting capacity	4200 kg	4200 kg	4200 kg	4200 kg	3600 kg	3600 kg	4200 kg	4200 kg	5000 kg	5000 kg	6000 kg	6000 kg	8000 kg
Lifting height (Lifting pad screwed in)*	1600 mm	1900 mm	1900 mm	1900 mm	1900 mm	1900 mm	1900 mm	1900 mm	1900 mm	1900 mm	1900 mm	1900 mm	1900 mm
Lifting height (Lifting pad screwed out)**	1640 mm	1940 mm	1940 mm	1940 mm	1960 mm	1960 mm	1960 mm	1960 mm	1970 mm	1970 mm	1970 mm	1970 mm	1970 mm
Lifting height (Lifting adapter screwed out)***	1740 mm****	2040 mm****	2040 mm****	2040 mm****	2060 mm	2060 mm	2060 mm	2060 mm	2070 mm	2070 mm	2070 mm	2070 mm	2070 mm
Safety release	autom.	singlelock	singlelock	autom.	autom.	autom.	autom.	autom.	autom.	autom.	autom.	autom.	autom.
Low lifting point	96 mm	96 mm	96 mm	96 mm	96 mm	96 mm	96 mm	96 mm	112 mm	112 mm	112 mm	112 mm	120 mm
Power supply	230 V	230 V	230 V	230 V	400 V	400 V	400 V	400 V	400 V	400 V	400 V	400 V	400 V
Lifting pads	1-stage	1-stage	1-stage	1-stage	2-speed	2-speed	2-speed	2-speed	2-speed	2-speed	2-speed	2-speed	2-speed
Transporter adapters	optional	optional	optional	optional	included	included	included	included	included	included	included	included	included
Powder coated	Yes	Yes	No/ Galvanized	Yes	Yes	Yes	Yes	Yes	Yes	Yes	Yes	Yes	Yes
Column chain guard	-	optional	included	optional	included	included	included	included	included	included	included	included	included
Motor-Cover	-	-	-	-	included	included	included	included	included	included	included	included	included
Air-Kit	-	-	-	-	optional	optional	optional	optional	optional	optional	optional	optional	-
Anti-Lift-Up-Button	No	No	No	No	Yes	Yes	Yes	Yes	Yes	Yes	Yes	Yes	Yes
230 V socket placed in the control box	No	No	No	No	Yes	Yes	Yes	Yes	Yes	Yes	Yes	Yes	No
Floor plate	Yes (35 mm)	Yes (35 mm)	Yes (35 mm)	Yes (35 mm)	Yes (30 mm)	clear floor	Yes (30 mm)	clear floor	Yes (40 mm)	clear floor	Yes (40 mm)	clear floor	No/ clear floor
Overall width / bottom plate (without motor)	2986 mm	3436 mm	3436 mm	3436 mm	3436 mm	3436 mm	3436 mm	3436 mm	4020 mm	4020 mm	4020 mm	4020 mm	4132 mm
Post height	2324 mm	2824 mm	2824 mm	2824 mm	2824 mm	3900 mm	2824 mm	4300 mm	2824 mm	4450 mm	2830 mm	4450 mm	3518 - 3843 mm
Required concrete depth (Special solution Page19)	200 mm	200 mm	200 mm	200 mm	200 mm	200 mm	200 mm	200 mm	250 mm	250 mm	250 mm	250 mm	300 mm
Lifting arm length / short	520 - 740 mm	740 - 1150 mm	740 - 1150 mm	740 - 1150 mm	620 - 880 mm	620 - 880 mm	740 - 1150 mm	740 - 1150 mm	890 - 1800 mm	890 - 1800 mm	995 - 2080 mm	995 - 2080 mm	Max. 1935 mm
Lifting arm length / long	620 - 920 mm	890 - 1390 mm	890 - 1390 mm	890 - 1390 mm	890 - 1390 mm	890 - 1390 mm	890 - 1390 mm	890 - 1390 mm	890 - 1800 mm	890 - 1800 mm	995 - 2080 mm	995 - 2080 mm	Max. 1935 mm
Width between posts	2500 mm	2850 mm	2850 mm	2850 mm	2850 mm	2850 mm	2850 mm	2850 mm	3342 mm	3342 mm	3342 mm	3342 mm	3200 mm
Max. height	-	-	-	-	-	3775 mm	-	4135 mm	-	4380 mm	-	4380 mm	-
Max. width	2224 mm	2574 mm	2574 mm	2574 mm	2574 mm	2574 mm	2574 mm	2574 mm	2988 mm	2988 mm	2988 mm	2988 mm	3200 mm
Weight (approx.)	540 kg	600 kg	600 kg	600 kg	630 kg	670 kg	650 kg	700 kg	970 kg	1070 kg	1020 kg	1120 kg	1768 kg

*Measured from the floor to lifting pad | **Measured from the floor to lifting pad screwed out | ***Measured from the floor to lifting pad + adapter screwed out

****Transport adapter is optional for these models: TW242GE, TW242M, TW242M-FZ and TW242E



Garage Model

Recomended for garages with limited space



Note try our technical decision helper (on page 5) before buying your 2-post lift(s)!

Basic-Line 2-Post-Lift Item No.: TW242GE

kg 4200 kg **↑ 1,60 m** **⚡ 230 V** **⚙ Autom.**

Description

Garage Model - Recomend for garages with limited space and low ceilings. The TW242GE is designed for Garages with limited space, with it's width of 3 meters and a post height of 2,32 meters it is perfect for normal garages. With adjustable lifting pads and a flat floor plate of 35 cm.

Features

- 1A Quality built with CE-Certificate
- Manufactured in accordance to ISO 9001
- **Width only 3 m**
- **Post height 2,32 m**
- **Lifting height 1,60 m**
- Perfect for normal garages
- Mechanical safety locking mechanism
- High quality special profile supporting posts
- 2 Hydraulic cylinders for powerful lifting and lowering
- Automatic arm-locking system
- Steel cable synchronization
- Dual manual unlocking
- Telescopic lifting arms
- Asymmetric lifting-arms

Delivery contents


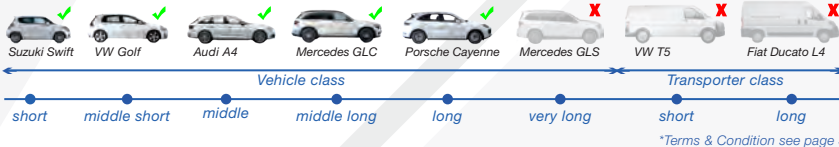
- Lift incl. Power unit
- Heavy duty anchor bolts (10 pcs.)
- Rubber door protectors
- English instruction manual
- Examination book and CE-Certificate
- **Assembly video online | Product video online**

Videos

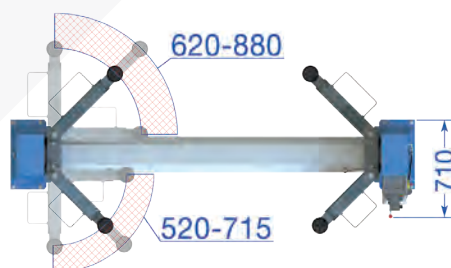
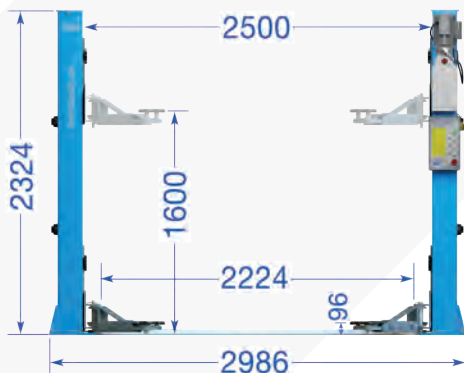


Cannot be lifted, the standard arms are too short for this vehicle. Longer arms can be ordered as a separate option.

Vehicle type / Wheelbase



Dimensions



If space is a problem, the lift can also be constructed narrower than the specified total width!
How it works? Contact us!

Technical data

Lifting capacity	4200 kg
Lifting height max.	1600 mm/Ad 1740
Lowest lifting point	96 mm
Lifting, lowering time (approx.)	45/30 sec.
Power supply	230 V
Motor power	2,2 kW
Fusing	16 A / type C
Weight (approx.)	540 kg

Further information to be found at www.twinbusch.co.uk

Optional accessory

Transporter adapters (4 pcs.)



Through experience the required concrete depth(foundation requirement of 200 mm) should be met, this must be checked by the customer. If in exceptional cases the foundation requirement is not met, we offer on page 19 a special solution, which can be used with a concrete thickness of 150 mm to 200 mm.

Further accessories can be found at www.twinbusch.co.uk

Basic-Line 2-Post-Lift

Item No.: TW242M / TW242M-G

kg 4200 kg **↑** 1,90 m **⚡** 230 V **🔧** Semi-auto.

Description

The ideal starter model with a TOP price - performance ratio. Our starter model is now better than ever, with 4 height adjustable lifting pads and a very low drive-over (only 35 mm). With our Basic-line lift, it is possible to lift anything from a Smart to a small transporter. Manual release on one side only / single lock / one-hand release.

Features

- 1A Quality built with CE-Certificate
- Manufactured in accordance to ISO 9001
- **Manual release on one side only / single lock / one-hand release**
- High quality special profile supporting posts
- 2 Hydraulic cylinders for powerful lifting and lowering
- Automatic arm-locking system
- Steel cable synchronization
- Duel manual unlocking
- Telescopic lifting arms | Asymmetric lifting-arms
- Easy to use control unit (Safety rate to IP 54)
- Height-adjustable lifting pads


Delivery contents

- Lift incl. Power unit
- Heavy duty anchor bolts (10 pcs.)
- Rubber door protectors
- English instruction manual
- Examination book and CE-Certificate
- **Assembly video online**
- **Product video online**

Choice of colour:

 **RAL 5015**
TW242M

or

 **RAL 7016**
TW242M-G



Note try our technical decision helper (on page 5) before buying your 2-post lift(s)!

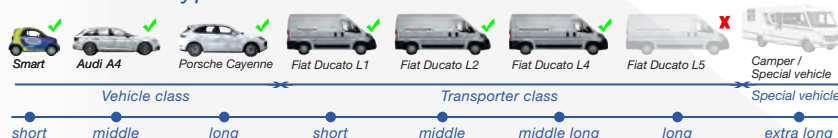


Product video




Assembly video

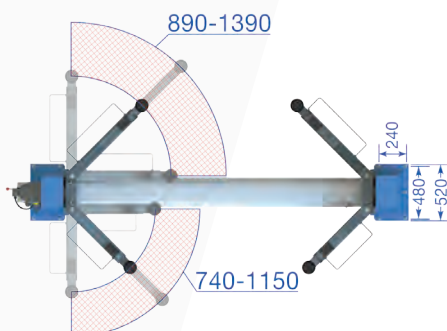
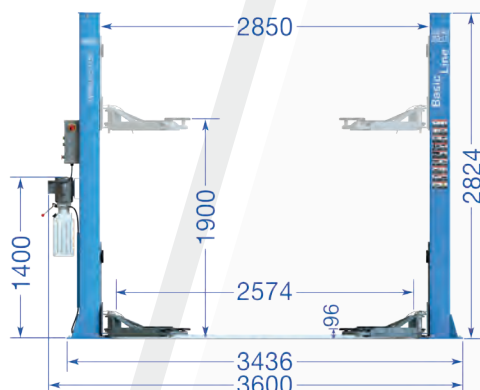
Vehicle type / Wheelbase



*Terms & Condition see page 37



Dimensions



If space is a problem, the lift can also be constructed narrower than the specified total width!
How it works? Contact us!

Technical data

Lifting capacity	4200 kg
Lifting height max.	1900 mm/Ad 2050
Lowest lifting point	96 mm
Lifting, lowering time (approx.)	45/30 sec.
Power supply	230 V
Motor power	2,2 kW
Fusing	16 A / type C
Weight (approx.)	600 kg

Further information to be found at www.twinbusch.co.uk

Optional accessory

Transporter adapters (4 pcs.)



Column chain guard

Item No.: TWSAK



Through experience the required concrete depth (foundation requirement of 200 mm) should be met, this must be checked by the customer. If in exceptional cases the foundation requirement is not met, we offer on page 19 a special solution, which can be used with a concrete thickness of 150 mm to 200 mm.



LED lighting (LED-KIT) for 2-post lifts (Item No.: TWLED-2)



Further accessories can be found at www.twinbusch.co.uk



Basic-Line 2-Post-Lift

Item No.: TW242M-FZ

Hot-dip galvanized

kg 4200 kg **1,90 m** **230 V** **Semi-auto.**





The control unit can be separated from the vehicle lift by a quick coupling, thus the lift is also suitable for outdoor use.



Hose length: approx. 50 cm

Included



Column chain guard

Note try our technical decision helper (on page 5) before buying your 2-post lift(s)!

Videos

Product video

Assembly video

COMING SOON

COMING SOON

Vehicle type / Wheelbase

Vehicle	Smart	Audi A4	Porsche Cayenne	Fiat Ducato L1	Fiat Ducato L2	Fiat Ducato L4	Fiat Ducato L5	Camper / Special vehicle
Vehicle class	short	middle	long	short	middle	middle long	long	extra long
Transporter class								
Special vehicle								

*Terms & Condition see page 37

Description


The TW242M-FZ is specially designed for outdoor use. It is fully galvanized and thus optimally protected against corrosion. The control unit can be disconnected from the lifting platform via a quick coupling, so that it can be brought indoors when not in use. The steel cables for synchronization are made of stainless steel. The TW242M-FZ has height-adjustable turntables and a flat drive-over plate (only 35 mm). With the TW242M-FZ everything can be lifted from small cars up to vans. *Manual release on one side only / single lock / one-hand release.*

Features

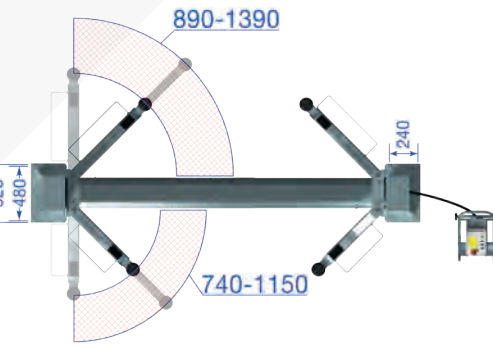
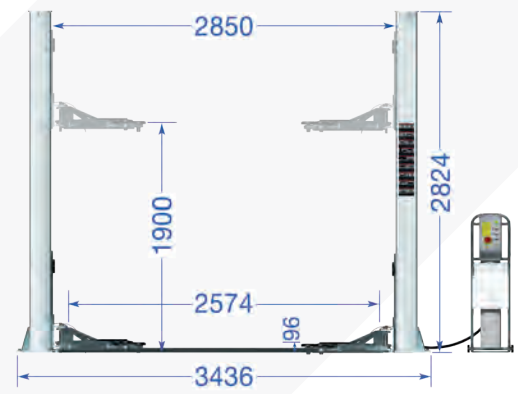
- 1A Quality built with CE-Certificate
- Manufactured in accordance to ISO 9001
- **Manual release on one side only / single lock / one-hand release**
- Mechanical safety locking mechanism
- High quality special profile supporting posts
- 2 Hydraulic cylinders for powerful lifting and lowering
- Automatic arm-locking system
- **High quality full zinc coating**
- **Steel cable synchronization**
- Dual manual unlocking | Telescopic lifting arms
- **Separate and removable control unit**

Delivery contents

- Lift incl. Power unit
- Heavy duty anchor bolts (10 pcs.)
- Rubber door protectors | English instruction manual
- Examination book and CE-Certificate
- **Assembly video online | Product video online**



Dimensions



If space is a problem, the lift can also be constructed narrower than the specified total width!
How it works? Contact us!

Technical data

Lifting capacity	4200 kg
Lifting height max.	1900 mm/Ad 2050
Lowest lifting point	96 mm
Lifting, lowering time (approx.)	45/30 sec.
Power supply	230 V
Motor power	2,2 kW
Fusing	16 A / type C
Weight (approx.)	600 kg

Further information to be found at www.twinbusch.co.uk

Optional accessory

Transporter adapters (4 pcs.)



Through experience the required concrete depth(foundation requirement of 200 mm) should be met, this must be checked by the customer. If in exceptional cases the foundation requirement is not met, we offer on page 19 a special solution, which can be used with a concrete thickness of 150 mm to 200 mm.

Further accessories can be found at www.twinbusch.co.uk

Basic-Line 2-Post-Lift

Item No.: TW242E / TW242E-G

kg 4200 kg **↑** 1,90 m **⚡** 230 V **⚙️** Autom.

Description

The Basic Line lift in electromagnetic version 4200 kg load capacity. With automatic unlockable safety latches, adjustable lifting pads, high-quality Powdercoating and flat bridge plate (only 35 mm). With the electromagnetic Basic Line you can lift everything from Smart to vans.



Features

- 1A Quality built with CE-Certificate
- Manufactured in accordance to ISO 9001
- Automatic safety-lock release
- Rotary lifting plates with thread protection
- Emergency lowering in case of power cut
- High quality special profile supporting posts
- 2 Hydraulic cylinders for powerful lifting and lowering
- Automatic arm-locking system
- Quality powder coating
- Steel cable synchronization
- Extra flat telescopic lifting arms for sport cars
- Asymmetric lifting-arms
- Easy to use control unit. (Safety rate to IP 54)

Delivery contents

- Lift incl. Power unit
- Heavy duty anchor bolts (10 pcs.)
- Rubber door protectors
- English instruction manual
- Examination book and CE-Certificate
- **Assembly video online | Product video online**

Choice of colour:

 or 
RAL 5015 TW242E RAL 7016 TW242E-G



Note try our technical decision helper (on page 5) before buying your 2-post lift(s)!



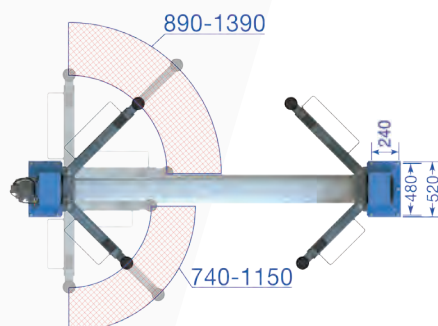
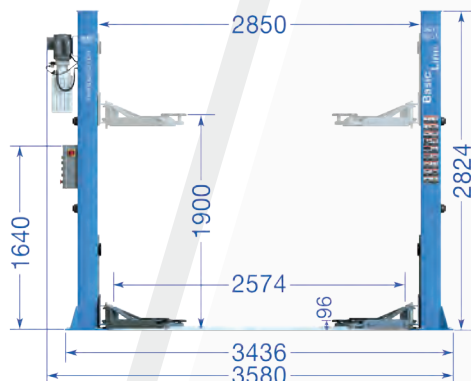
Videos



Vehicle type / Wheelbase



Dimensions



If space is a problem, the lift can also be constructed narrower than the specified total width!
How it works? Contact us!

Technical data

Lifting capacity	4200 kg
Lifting height max.	1900 mm/Ad 2050
Lowest lifting point	96 mm
Lifting, lowering time (approx.)	45/30 sec.
Power supply	230 V
Motor power	2,2 kW
Fusing	16 A / type C
Weight (approx.)	600 kg

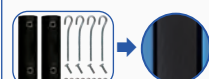
Further information to be found at www.twinbusch.co.uk

Optional accessory

Transporter adapters (4 pcs.)



Column chain guard Item No.: TWSAK



Through experience the required concrete depth (foundation requirement of 200 mm) should be met, this must be checked by the customer. If in exceptional cases the foundation requirement is not met, we offer on page 19 a special solution, which can be used with a concrete thickness of 150 mm to 200 mm.



LED lighting (LED-KIT) for 2-post lifts (Item No.: TWLED-2)



Further accessories can be found at www.twinbusch.co.uk



Profi-Line 2-Post-Lift

Item No.: TW236PE

kg 3600 kg **↑ 1,90 m** **⚡ 400 V** **⚙ Autom.**



230 V socket placed in the control box

Note try our technical decision helper (on page 5) before buying your 2-post lift(s)!

Included

Transporter adapters (4 pcs.)



Practical storage bracket for two extension adapters (2 pcs.)



Videos

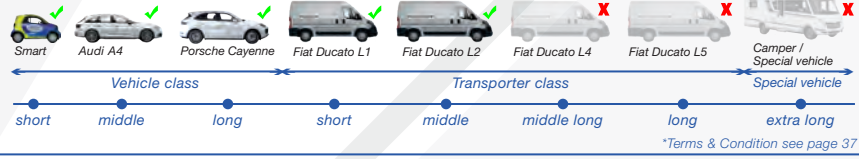


Product video

Assembly video



Vehicle type / Wheelbase



Description

The Profi-Line lift. With automatic safety latch locking and unlocking, adjustable rotary supports, high quality powdercoating and extremely flat floor plate (only 30 mm). The Profi-Line lifts everything from the Smart to vans.

Features

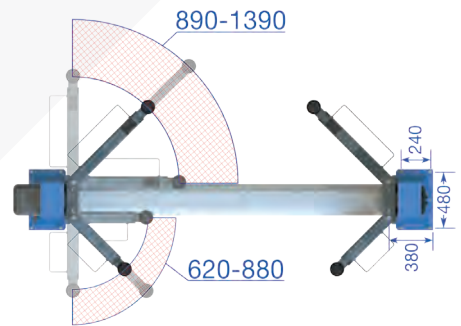
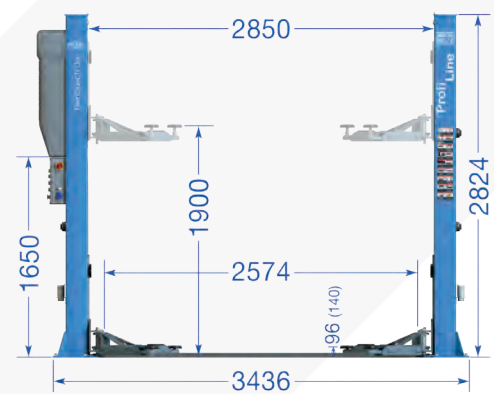
- 1A Quality built with CE-Certificate
- Manufactured in accordance to ISO 9001
- Column chain guard
- Automatic safety-lock release
- Rotary lifting plates with thread protection
- Emergency lowering in case of power cut
- High quality special profile supporting posts
- 2 Hydraulic cylinders for powerful lifting and lowering
- Automatic arm-locking system
- Quality powder coating
- Steel cable synchronization
- Extra flat telescopic lifting arms for sport cars
- **Anti-Lift-Up-Button**, allows you to lower the lift without it having to rise before sinking plus a 230 V Euro-socket placed in the control box.
- **NEW: Motor-Cover included**
- Stylish design, dust protection and noise reduction
- **Optional air connection (Air-Kit) available**

Delivery contents

- Lift incl. Power unit and Motor-Cover
- Heavy duty anchor bolts (10 pcs.)
- Transporter adapters (4 pcs.)
- Bracket for extension adapter
- Rubber door protectors | English instruction manual
- Examination book and CE-Certificate
- **Product video online | Assembly video online**



Dimensions



If space is a problem, the lift can also be constructed narrower than the specified total width!
How it works? Contact us!

Technical Data

Lifting capacity	3600 kg
Lifting height max.	1900 mm/Ad 2080
Lowest lifting point	96 mm
Lifting, lowering time (approx.)	45/30 sec.
Power supply	400 V / 3 Phase
Motor power	2,2 kW
Fusing	16 A / type C
Weight (approx.)	630 kg

Further information to be found at www.twinbusch.co.uk

Optional accessory




Air-Kit (TW236PE-AIR)



Through experience the required concrete depth (foundation requirement of 200 mm) should be met, this must be checked by the customer. If in exceptional cases the foundation requirement is not met, we offer on page 19 a special solution, which can be used with a concrete thickness of 150 mm to 200 mm.



LED lighting (LED-KIT) for 2-post lifts (Item No.: TWLED-2)



Further accessories can be found at www.twinbusch.co.uk

Profi-Line 2-Post-Lift

Item No.: TW236PEB3.9 I-G

kg 3600 kg **↑** 1,90 m **⚡** 400 V **⚙️** Autom.

Description

The Profi-Line lift has an automatic safety lock release system, height adjustable lifting pads, transporter adapters, clear floor drive through and an automatic limit switch, which cuts off the power if a vehicle reaches the height limit.

Features

- 1A Quality built with CE-Certificate
- Manufactured in accordance to ISO 9001
- Column chain guard
- Automatic safety lock-release system
- Special rolled section columns
- 2 Hydraulic cylinders for powerful lifting and lowering
- Automatic arm-locking-system
- Steel cable synchronization
- Telescopic lifting arms
- **Anti-Lift-Up-Button**, allows you to lower the lift without it having to rise before sinking plus a 230 V Euro-socket placed in the control box.
- **NEW: Motor-Cover included**
Stylish design, dust protection and noise reduction
- **Optional air connection (Air-Kit) available**

Delivery contents


- Lift incl. Power unit and Motor-Cover
- Heavy duty anchor bolts (10 pcs.)
- Transporter adapters (4 pcs.)
- Bracket for extension adapter
- Rubber door protectors | English instruction manual
- Examination book and CE-Certificate
- **Product video online | Assembly video online**

Choice of colour:

RAL 5015 TW236PEB3.9
RAL 7016 TW236PEB3.9-G



230 V socket placed in the control box



Included

Transporter adapters 4 pcs.

Practical storage bracket for two extension adapters (2 pcs.)

Videos

YouTube



Product video

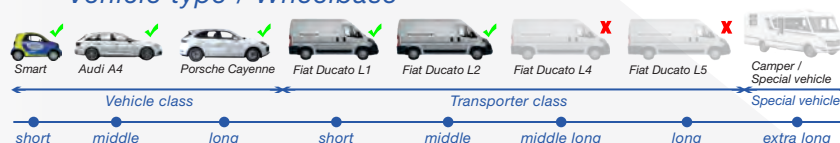
Assembly video



Note try our technical decision helper (on page 5) before buying your 2-post lift(s)!



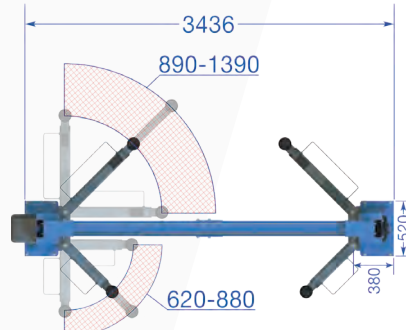
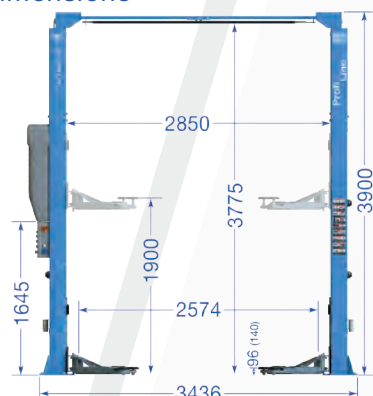
Vehicle type / Wheelbase



*Terms & Condition see page 37



Dimensions



If space is a problem, the lift can also be constructed narrower than the specified total width!
How it works? Contact us!

Technical Data

Lifting capacity	3600 kg
Lifting height max.	1900 mm/Ad 2080
Lowest lifting point	96 mm
Lifting, lowering time (approx.)	45/30 sec.
Power supply	400 V / 3 Phase
Motor power	2,2 kW
Fusing	16 A / type C
Weight (approx.)	670 kg

Further information to be found at www.twinbusch.co.uk

Optional accessory



Air-Kit (TW236PE-AIR)



Through experience the required concrete depth (foundation requirement of 200 mm) should be met, this must be checked by the customer. If in exceptional cases the foundation requirement is not met, we offer on page 19 a special solution, which can be used with a concrete thickness of 150 mm to 200 mm.



LED lighting (LED-KIT) for 2-post lifts (Item No.: TWLED-2B)



Further accessories can be found at www.twinbusch.co.uk



Profi-Line 2-Post-Lift

Item No.: TW242PE

kg 4200 kg **1,90 m** **230 V or 400 V** **Autom.**

Description

The Profi-Line lift has an automatic safety lock release system, adjustable rotary supports, high quality powder coating and an extremely flat floor plate (only 30 mm). The Profi-Line lifts everything from the Smart to vans.

Features

- 1A Quality built with CE-Certificate
- Manufactured in accordance to ISO 9001
- Column chain guard
- Automatic safety-lock release
- Rotary lifting plates with thread protection
- Emergency lowering in case of power cut
- High quality special profile supporting posts
- 2 Hydraulic cylinders for powerful lifting and lowering
- Automatic arm-locking system
- Quality powder coating
- Steel cable synchronization
- Extra flat telescopic lifting arms for sport cars
- **Anti-Lift-Up-Button**, allows you to lower the lift without it having to rise before sinking plus a 230 V Euro-socket placed in the control box.
- **NEW: Motor-Cover included**
Stylish design, dust protection and noise reduction
- **Optional air connection (Air-Kit) available**

Delivery contents

- Lift incl. Power unit and Motor-Cover
- Heavy duty anchor bolts (10 pcs.)
- Transporter adapters (4 pcs.)
- Bracket for extension adapter
- Rubber door protectors | English instruction manual
- Examination book and CE-Certificate
- **Product video online | Assembly video online**



Note try our technical decision helper (on page 5) before buying your 2-post lift(s)!

Included

Transporter adapters (4 pcs.)



Practical storage bracket for two extension adapters (2 pcs.)



Videos



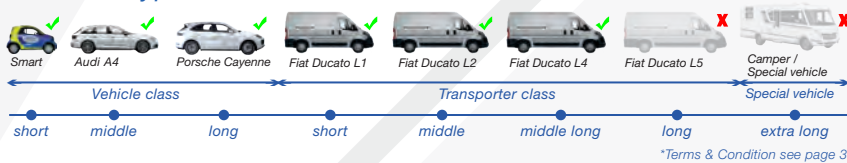
Product video



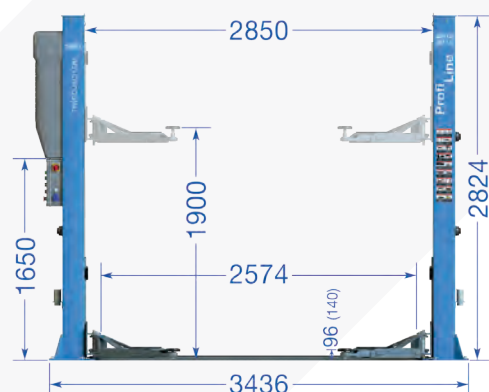
Assembly video



Vehicle type / Wheelbase

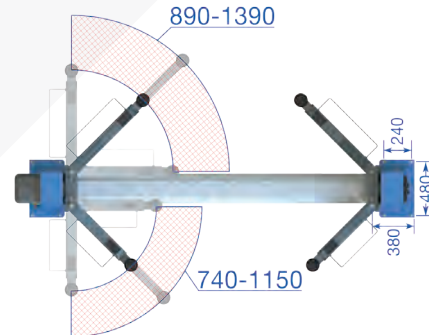


Dimensions



Technical Data

Lifting capacity	4200 kg
Lifting height max.	1900 mm/Ad 2080
Lowest lifting point	96 mm
Lifting, lowering time (approx.)	45/30 sec.
Power supply	400 V / 230 V
Motor power	2,2 kW
Fusing	16 A / type C
Weight (approx.)	650 kg



If space is a problem, the lift can also be constructed narrower than the specified total width!
How it works? Contact us!

Further information to be found at www.twinbusch.co.uk

Optional accessory




Air-Kit (TW236PE-AIR)



Through experience the required concrete depth (foundation requirement of 200 mm) should be met, this must be checked by the customer. If in exceptional cases the foundation requirement is not met, we offer on page 19 a special solution, which can be used with a concrete thickness of 150 mm to 200 mm.



LED lighting (LED-KIT) for 2-post lifts (Item No.: TWLED-2)



Further accessories can be found at www.twinbusch.co.uk

Profi-Line 2-Post-Lift

Item No.: TW242PEB4.3 I-G

kg 4200 kg **↑ 1,90 m** **⚡ 400 V** **⚙ Autom.**



Description

The Profi-Line lift has an automatic safety lock release system, height adjustable lifting pads, transporter adapters, clear floor drive through and an automatic limit switch, which cuts off the power if a vehicle reaches the height limit.

Features

- 1A Quality built with CE-Certificate
- Manufactured in accordance to ISO 9001
- Column chain guard
- Automatic safety lock-release system
- Special rolled section columns
- 2 Hydraulic cylinders for powerful lifting and lowering
- Automatic arm-locking-system
- Steel cable synchronization
- Telescopic lifting arms
- **Anti-Lift-Up-Button**, allows you to lower the lift without it having to rise before sinking plus a 230 V Euro-socket placed in the control box.
- **NEW: Motor-Cover included**
Stylish design, dust protection and noise reduction
- **Optional air connection (Air-Kit) available**

Delivery contents

- Lift incl. Power unit and Motor-Cover
- Heavy duty anchor bolts (10 pcs.)
- Transporter adapters (4 pcs.)
- Bracket for extension adapter
- Rubber door protectors | English instruction manual
- Examination book and CE-Certificate
- **Product video online | Assembly video online**

Choice of colour:

RAL 5015 TW242PEB4.3 **or** **RAL 7016** TW242PEB4.3-G



230 V socket placed in the control box



Included

Transporter adapters 4 pcs.

Practical storage bracket for two extension adapters (2 pcs.)

Videos



Product video

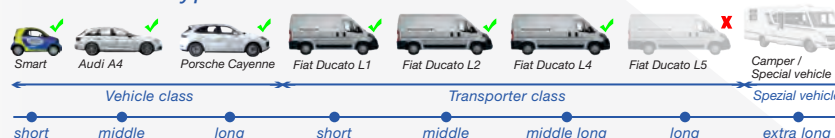
Assembly video



Note try our technical decision helper (on page 5) before buying your 2-post lift(s)!



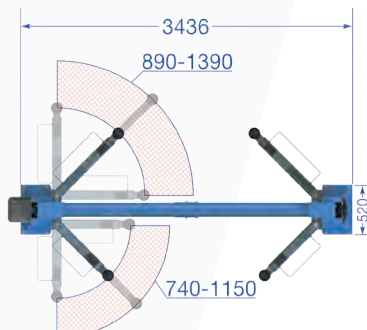
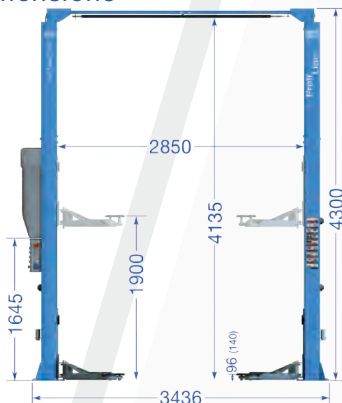
Vehicle type / Wheelbase



*Terms & Condition see page 37



Dimensions




If space is a problem, the lift can also be constructed narrower than the specified total width!
How it works? Contact us!

Technical Data

Lifting capacity	4200 kg
Lifting height max.	1900 mm/Ad 2080
Lowest lifting point	96 mm
Lifting, lowering time (approx.)	45/30 sec.
Power supply	400 V / 3 Phase
Motor power	2,2 kW
Fusing	16 A / type C
Weight (approx.)	700 kg

Further information to be found at www.twinbusch.co.uk

Optional accessory



Through experience the required concrete depth (foundation requirement of 200 mm) should be met, this must be checked by the customer. If in exceptional cases the foundation requirement is not met, we offer on page 19 a special solution, which can be used with a concrete thickness of 150 mm to 200 mm.



LED lighting (LED-KIT) for 2-post lifts (Item No.: TWLED-2B)



Further accessories can be found at www.twinbusch.co.uk



Heavy-Line 2-Post-Lift

Item No.: TW250

kg 5000 kg **↑ 1,90 m** **⚡ 400 V** **⚙ Autom.**



Note try our technical decision helper (on page 5) before buying your 2-post lift(s)!

Included

Transporter adapters (4 pcs.)



Bracket for extension adapter (2 pcs.)



Videos



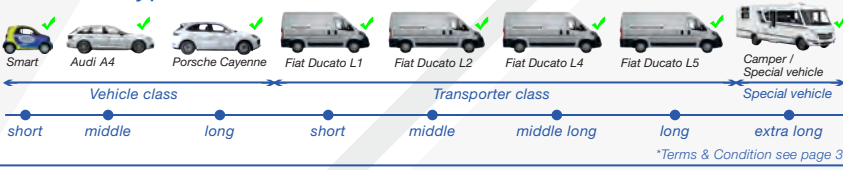
Product video



Assembly video



Vehicle type / Wheelbase



Description

This professional lift has a lifting capacity of 5.0 t and 3-stage telescopic lifting arms enabling you to lift anything from a small car to a transporter or a camper with a long wheelbase.

Features

- 1A Quality built with CE-Certificate
- Manufactured in accordance to ISO 9001
- Column chain guard
- Automatic safety-lock-release system
- Automatic arm-locking system
- 2 Hydraulic cylinders for powerful lifting and lowering
- Steel cable synchronization
- Special rolled section columns
- 3-stage telescopic lifting arms
- **Anti-Lift-Up-Button**, allows you to lower the lift without it having to rise before sinking plus a 230 V Euro-socket placed in the control box.
- **NEW: Motor-Cover included**
- Stylish design, dust protection and noise reduction
- **Optional air connection (Air-Kit) available**


Delivery contents

- Lift incl. Power unit and Motor-Cover
- Heavy duty anchor bolts (12 pcs.)
- Transporter adapters (4 pcs.)
- Bracket for extension adapter
- Rubber door protectors | English instruction manual
- Examination book and CE-Certificate
- **Product video online | Assembly video online**



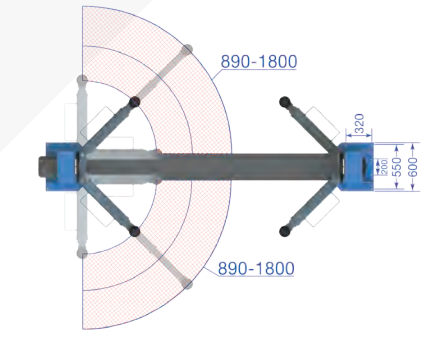
Dimensions

**The height measurement is without plastic cover (cover is optional)*



Technical Data

Lifting capacity	5000 kg
Lifting height max.	1900 mm/Ad 2080
Lowest lifting point	112 mm
Lifting, lowering time (approx.)	45/30 sec.
Power supply	400 V / 3 Phase
Motor power	2,2 kW
Fusing	16 A / type C
Weight (approx.)	970 kg



If space is a problem, the lift can also be constructed narrower than the specified total width!
How it works? Contact us!

Optional accessory



Through experience the required concrete depth (foundation requirement of 250 mm) should be met, this must be checked by the customer. If in exceptional cases the foundation requirement is not met, we offer on page 19 a special solution, which can be used with a concrete thickness of 200 mm to 250 mm.

Wheel gripper (set of 4)
Item No.: TW260RAD



LED lighting (LED-KIT) for 2-post lifts
Item No.: TWLED-2



Further accessories can be found at www.twinbusch.co.uk

Heavy-Line 2-Post-Lift

Item No.: TW250B4.5

kg 5000 kg **↑** 1,90 m **⚡** 400 V **⚙️** Autom.

Description

This professional lift has a lifting capacity of 5.0 t and 3-stage telescopic lifting arms enabling you to lift anything from a small car to a transporter or a camper with a long wheelbase. With a height of 4450 mm, you can lift vehicles such as Fiat Ducato or a Mercedes sprinter e.g.

Features

- 1A Quality built with CE-Certificate
- Manufactured in accordance to ISO 9001
- Column chain guard
- Automatic safety-lock-release system
- Automatic arm-locking system
- Two hydraulic cylinders provide powerful lifting and lowering
- Steel cable synchronization
- Special rolled section columns
- 3-stage telescopic lifting arms
- **Anti-Lift-Up-Button**, allows you to lower the lift without it having to rise before sinking plus a 230 V Euro-socket placed in the control box.
- **NEW: Motor-Cover included**
- Stylish design, dust protection and noise reduction
- **Optional air connection (Air-Kit) available**

Delivery contents

- Lift incl. Power unit and Motor-Cover
- Heavy duty anchor bolts (12 pcs.)
- Transporter adapters (4 pcs.)
- Bracket for extension adapter
- Rubber door protectors | English instruction manual
- Examination book and CE-Certificate
- **Product video online | Assembly video online**



Included

Transporter adapters
4 pcs.

Practical storage bracket for two extension adapters (2 pcs.)

Note try our technical decision helper (on page 5) before buying your 2-post lift(s)!



Videos

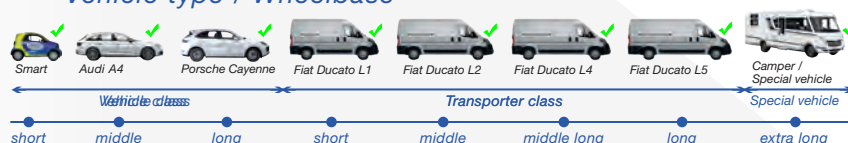


Product video

Assembly video



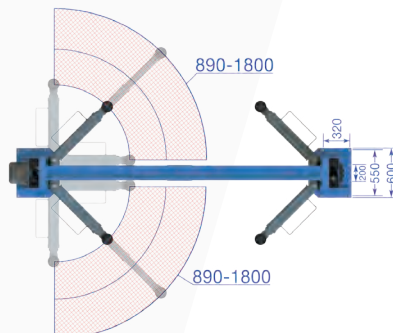
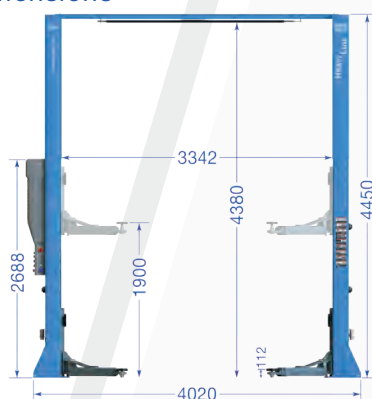
Vehicle type / Wheelbase



*Terms & Condition see page 37



Dimensions



If space is a problem, the lift can also be constructed narrower than the specified total width!
How it works? Contact us!

Technical Data

Lifting capacity	5000 kg
Lifting height max.	1900 mm/Ad 2080
Lowest lifting point	112 mm
Lifting, lowering time (approx.)	45/30 sec.
Power supply	400 V / 3 Phase
Motor power	2,2 kW
Fusing	16 A / type C
Weight (approx.)	1070 kg

Further information to be found at www.twinbusch.co.uk

Optional accessory



Through experience the required concrete depth (foundation requirement of 250 mm) should be met, this must be checked by the customer. If in exceptional cases the foundation requirement is not met, we offer on page 19 a special solution, which can be used with a concrete thickness of 200 mm to 250 mm.

Wheel gripper (set of 4)
Item No.: TW260RAD



LED lighting (LED-KIT) for 2-post lifts
(Item No.: TWLED-2B)



Further accessories can be found at www.twinbusch.co.uk

Heavy-Line 2-Post-Lift

Item No.: TW260

kg 6000 kg **↑ 1,90 m** **⚡ 400 V** **⚙ Autom.**

Description

This professional lift has a lifting capacity of 6.0 t and 3-stage telescopic lifting arms enabling you to lift anything from a small car to a transporter or a camper with a long wheelbase.

Features

- 1A Quality built with CE-Certificate
- Manufactured in accordance to ISO 9001
- Column chain guard
- Automatic safety-lock-relase system
- Automatic arm-locking system
- 2 Hydraulic cylinders for powerful lifting and lowering
- Steel cable synchronization
- Special rolled section columns
- 3-stage telescopic lifting arms
- **Anti-Lift-Up-Button**, allows you to lower the lift without it having to rise before sinking plus a 230 V Euro-socket placed in the control box.
- **NEW: Motor-Cover included**
- Stylish design, dust protection and noise reduction
- **Optional air connection (Air-Kit) available**

Delivery contents

- Lift incl. Power unit and Motor-Cover
- Heavy duty anchor bolts (12 pcs.)
- Transporter adapters (4 pcs.)
- Bracket for extension adapter
- Rubber door protectors | English instruction manual
- Examination book and CE-Certificate
- **Product video online | Assembly video online**



Note try our technical decision helper (on page 5) before buying your 2-post lift(s)!

Included

Transporter adapters (4 pcs.)



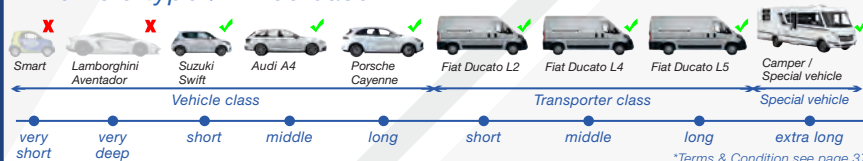
Bracket for extension adapter (2 pcs.)



Videos



Vehicle type / Wheelbase

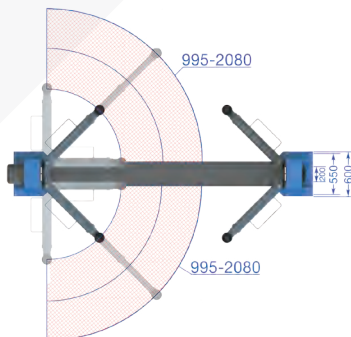
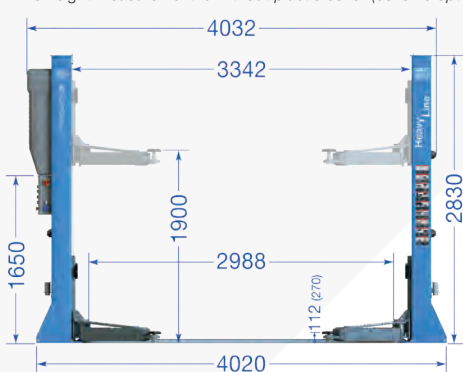


*Terms & Condition see page 37



Dimensions

*The height measurement is without plastic cover (cover is optional)



If space is a problem, the lift can also be constructed narrower than the specified total width!
How it works? Contact us!

Technical Data

Lifting capacity	6000 kg
Lifting height max.	1900 mm/Ad 2080
Lowest lifting point	112 mm
Lifting, lowering time (approx.)	45/30 sec.
Power supply	400 V / 3 Phase
Motor power	2,2 kW
Fusing	16 A / type C
Weight (approx.)	1020 kg

Further information to be found at www.twinbusch.co.uk

Optional accessory



Through experience the required concrete depth (foundation requirement of 250 mm) should be met, this must be checked by the customer. If in exceptional cases the foundation requirement is not met, we offer on page 19 a special solution, which can be used with a concrete thickness of 200 mm to 250 mm.

Wheel gripper (set of 4)
Item No.: TW260RAD



LED lighting (LED-KIT)
for 2-post lifts
Item No.: TWLED-2



Further accessories can be found at www.twinbusch.co.uk

Heavy-Line 2-Post-Lift

Item No.: TW260B4.5

kg 6000 kg **1,90 m** **400 V** **Autom.**



Description

This professional lift has a lifting capacity of 6.0 t and 3-stage telescopic lifting arms enabling you to lift anything from a small car to a transporter or a camper with a long wheelbase. With a height of 4450 mm, you can lift vehicles such as Fiat Ducato or a Mercedes sprinter e.g.

Features

- 1A Quality built with CE-Certificate
- Manufactured in accordance to ISO 9001
- Column chain guard
- Automatic safety-lock-release system
- Automatic arm-locking system
- Two hydraulic cylinders provide powerful lifting and lowering
- Steel cable synchronization
- Special rolled section columns
- 3-stage telescopic lifting arms
- **Anti-Lift-Up-Button**, allows you to lower the lift without it having to rise before sinking plus a 230 V Euro-socket placed in the control box.
- **NEW: Motor-Cover included**
Stylish design, dust protection and noise reduction
- **Optional air connection (Air-Kit) available**

Delivery contents

- Lift incl. Power unit and Motor-Cover
- Heavy duty anchor bolts (12 pcs.)
- Transporter adapters (4 pcs.)
- Bracket for extension adapter
- Rubber door protectors | English instruction manual
- Examination book and CE-Certificate
- **Product video online | Assembly video online**



Included

Transporter adapters
4 pcs.

Practical storage bracket for two extension adapters (2 pcs.)

Videos



Product video

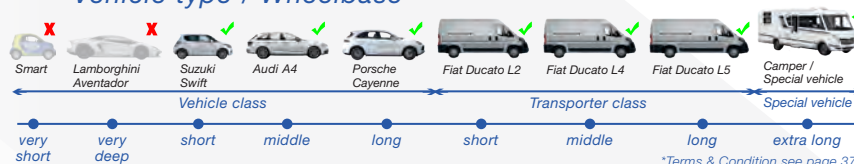
Assembly video



Note try our technical decision helper (on page 5) before buying your 2-post lift(s)!



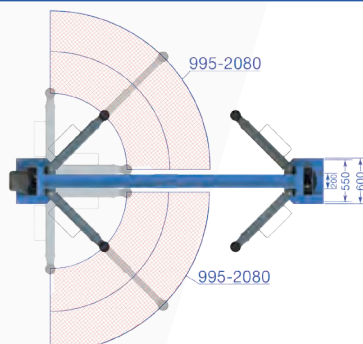
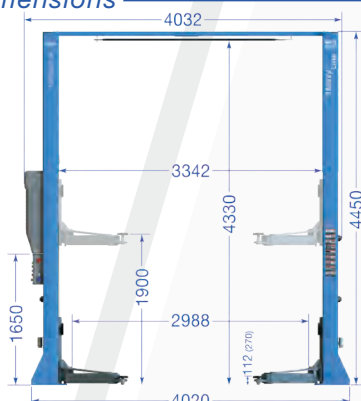
Vehicle type / Wheelbase



*Terms & Condition see page 37



Dimensions



The 6 ton lifts have longer arms than the 5 ton lifts which will limit the type of cars which can be lifted but allows longer motorhomes to be lifted.

Technical Data

Lifting capacity	6000 kg
Lifting height max.	1900 mm/Ad 2080
Lowest lifting point	112 mm
Lifting, lowering time (approx.)	45/30 sec.
Power supply	400 V / 3 Phase
Motor power	2,2 kW
Fusing	16 A / type C
Weight (approx.)	1120 kg

Further information to be found at www.twinbusch.co.uk

Optional accessory



Through experience the required concrete depth (foundation requirement of 250 mm) should be met, this must be checked by the customer. If in exceptional cases the foundation requirement is not met, we offer on page 19 a special solution, which can be used with a concrete thickness of 200 mm to 250 mm.

Wheel gripper (set of 4)
Item No.: TW260RAD



LED lighting (LED-KIT)
for 2-post lifts
(Item No.: TWLED-2B)



Further accessories can be found at www.twinbusch.co.uk

Heavy-Line 2-Post-Lift
Item No.: TW280 / TW280-G

kg 8000 kg 1,90 m 400 V Autom.

- *Description*

With a lifting capacity of 8.0 tonnes and symmetrically telescoping double-jointed support arms in M-support arm design, the TW280 is our most powerful machine in the 2-post range. Thanks to its extremely large adjustment range, everything from small cars to vans, even with a long wheelbase (e.g. MB Sprinter, motorhomes, special vehicles) can be lifted with ease. With two operating units (one per column) and two independent hydraulic units, the TW280 offers a particularly high level of operating convenience and can be easily adapted to the requirements of the workshop in terms of installation width (4132 mm or less). As an outstanding highlight, the individual lifting columns communicate with each other completely wirelessly via a secure radio link. They are conveniently controlled via operating units on both columns with monitoring and display of the lifting height in real time. There is also a practical plug-in adapter holder on the outside of each column, which provides space for the safe storage of two height adapters.

- Features

- 1A Quality built with CE-Certificate
- Manufactured in accordance to ISO 9001
- Protective cover in front of the pillars
- Lifting turntables with double thread and anti-rotation protection
- Automatic electromagnetic release of the safety catches
- Automatic support arm lock | High quality powder coating
- 2 hydraulic cylinders for powerful lifting and lowering
- Synchronisation control via a secure radio connection
- High-quality support columns made from special rolled profile
- Symmetrical telescopic double-jointed support arms (M support arms) | Emergency lowering function
- Practical height adapter holders (one holder on each side of the column) for two height adapters each
- Motor-Cover included (Stylish design, dust protection and noise reduction)

- *Delivery contents*

- Lift incl. Power unit and Motor-Cover
- Heavy duty anchor bolts (18 pcs.)
- Transporter adapters (4 pcs.) | Bracket for extension adapter
- English instruction manual | Examination book | CE-Certificate



Choice of colour:



RAL 5015 RAL 7016
TW280 TW280-G

Included

Transporter adapters
(4 pcs.)



Bracket for extension
adapter (2 pcs.)



Videos



Product
video

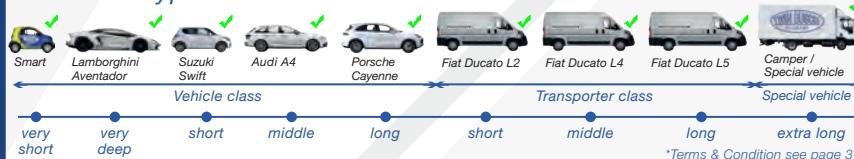


Assembly
video





**COMING
SOON**

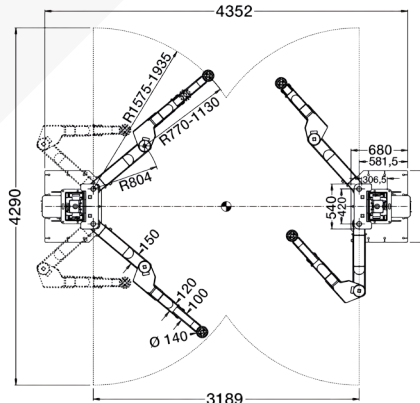
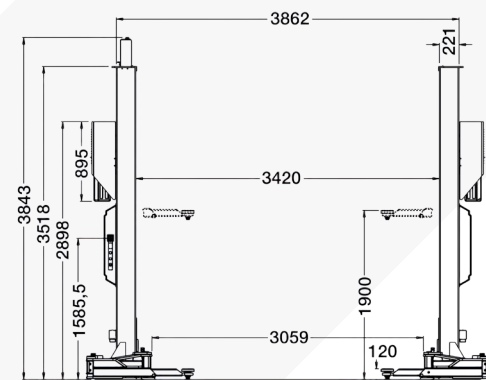
Vehicle type / Wheelbase



*Terms & Condition see page 37



Dimensions



Technical Data

Lifting capacity	8000 kg
Lifting height max.	1900 mm/Ad 2080
Lowest lifting point	120 mm
Lifting, lowering time (approx.)	60/50 sec.
Power supply	400 V / 3 Phase
Motor power	2x 2,2 kW
Fusing	16 A / type C
Weight (approx.)	1768 kg

Further information to be found
at www.twinbusch.co.uk

Optional accessory



Hydraulic Oil
Item No.: HLP32

- With wear protection
- 5 Liter High performance hydraulic oil

Further accessories can be found at www.twinbusch.co.uk

Accessories for 2-Post-Lift

TW242G-GPV Baseplate reinforcement for TW242GE (Two reinforcing plates in the set, including heavy-duty anchor bolts)



Fits only the TW242GE (Garage Model)!

Please note, that the reinforcement plates are not needed in most cases.

Without reinforcing plates a minimum concrete thickness of 200 mm is required!

Through experience the required concrete depth (foundation requirement of 200 mm) should be met, this must be checked by the customer. If in exceptional cases the foundation requirement is not met, we offer a special solution.

The minimum requirements with respect to the concrete strength are reduced by 50 mm, if the reinforcing plates are installed. This baseplate reinforcement is therefore to be used for concrete thickness between 150-200 mm.



TW242-GPV Baseplate reinforcement for 2-Post Lifts (Two reinforcing plates in the set, including heavy-duty anchor bolts)



For these Models (3.6 t - 4.2 t) > TW242M | 242E | 236PE | 236PEB3.9 | 242PE | 242PEB4.3

Please note, that the reinforcement plates are not needed in most cases.

Without reinforcing plates a minimum concrete thickness of 200 mm is required!


(For the mentioned 2-post lifts models with a load capacity of 3.6 t - 4.2 t).

Through experience the required concrete depth (foundation requirement of 200 mm) should be met, this must be checked by the customer. If in exceptional cases the foundation requirement is not met, we offer a special solution.

The minimum requirements with respect to the concrete strength are reduced by 50 mm, if the reinforcing plates are installed. This baseplate reinforcement is therefore to be used for concrete thickness between 150-200 mm.



TW250-GPV Baseplate reinforcement for 2-Post Lifts (Two reinforcing plates in the set, including heavy-duty anchor bolts)



For these Models (5.0 t - 6.0 t) > TW250 | TW250B4.5 | TW260 | TW260B4.5

Please note, that the reinforcement plates are not needed in most cases.

Without reinforcing plates a minimum concrete thickness of 250 mm is required!

(For the mentioned 2-post lifts models with a load capacity of 5.0 t - 6.0 t).

Through experience the required concrete depth (foundation requirement of 250 mm) should be met, this must be checked by the customer. If in exceptional cases the foundation requirement is not met, we offer a special solution.

The minimum requirements with respect to the concrete strength are reduced by 50 mm, if the reinforcing plates are installed. This baseplate reinforcement is therefore to be used for concrete thickness between 200-250 mm.



Special adapters

Item No.: TW260AD5 / TW240AD5

- Supplied in set of 4
- For sills higher than 20 mm.e. g. Citroen Jumpy, Peugeot Expert, 2007, Fiat Scudo
- TW 240 AD5 suitable for 3600 kg / 4200 kg-lifts
- TW 250 AD5 suitable for 5000 kg / 6000 kg-lifts

Important note (TW 250 AD5):

The diameter of the plug-in insert is 61 mm (not suitable for support arms with a diameter of 50 mm). Please measure accordingly.



Special adapters

Item No.: TW260AD6

- Supplied in set of 4
- For the frame work (e.g. US Cars such as Hummer H2)
- Suitable for TW 250 / TW 250 B4.5 (5000 kg)
- Suitable for TW 260 / TW 260 B4.5 (6000 kg)

Important note:

The diameter of the plug-in insert is 61 mm (not suitable for support arms with a diameter of 50 mm). Please measure accordingly.



Special adapters

Item No.: TW260AD3

- Supplied in set of 4
- (e.g. Citroen Jumper, Peugeot Boxer, 2006, Fiat Ducato)
- Suitable for TW 250 / TW 250 B4.5 (5000 kg)
- Suitable for TW 260 / TW 260 B4.5 (6000 kg)

Important note:

The diameter of the plug-in insert is 61 mm (not suitable for support arms with a diameter of 50 mm). Please measure accordingly.



Special adapters

Item No.: TW250AD2

- Supplied in set of 4
- (e. g. Mercedes Sprinter or VW crafter)
- Suitable for TW 250 and TW 250 B4.5 (5000 kg)
- Suitable for TW 260 and TW 260 B4.5 (6000 kg)

Important note:

The diameter of the plug-in insert is 61 mm (not suitable for support arms with a diameter of 50 mm). Please measure accordingly.



Special adapters

Item No.: TW250AD4

- Supplied in set of 4
- For sills higher than 20 mm.
- e. g. Citroen Jumpy, Peugeot Expert, 2007, Fiat Scudo
- TW 240 AD5 suitable for 3600 kg / 4200 kg-lifts
- TW 250 AD5 suitable for 5000 kg / 6000 kg-lifts

Important note:

The diameter of the plug-in insert is 61 mm (not suitable for support arms with a diameter of 50 mm). Please measure accordingly.



Height adapter

Item No.: TW250AD1

- Supplied in set of 4
- Suitable for TW 250 / TW 250 B4.5 (5000 kg)
- Suitable for TW 260 / TW 260 B4.5 (6000 kg)



Height adapter

Item No.: TW235AD09

- For Basic-Line, Profi-Line and Heavy-Line (4 x 90 mm = 1 set)



Air-Kit | Item No.: TW236PE-AIR

- Suitable for TW236PE, TW236PEB3.9, TW242PE, TW242PEB4.3, TW250, TW250B4.5, TW260 and TW260B4.5
- It is integrated in the motor cover above the control unit | ¼ inch air coupling
- Including a 2 m long 12 mm hose

Product
video



included:



Hydraulic Oil

Item No.: HLP32

- With wear protection
- 5 Liter High performance hydraulic oil




LED lighting (LED-KIT) for 2-post lifts with drive-over plate (Item No.: TWLED-2)

- Suitable for: TW242M, TW242M-G, TW242M-FZ, TW242E, TW242E-G, TW236PE, TW242PE, TW250, TW260
- Consisting of 4 flexible and magnetic LED strip lights / LED strips
- Incl. magnetic remote control



Product
video



LED lighting (LED-KIT) for barrier-free 2-post lifts (Item No.: TWLED-2B)

- Suitable for: TW236PEB3.9 /-G, TW242PEB4.3 /-G, TW250B4.5 and TW260B4.5
- Consisting of 4 flexible and magnetic LED strip lights / LED strips
- Incl. magnetic remote control



1-Post-Lift | fixed Item No.: TW125F

kg 2500 kg **↑ 1,93 m** **⚡ 230 V** **🔧 Semi-auto.**



For use in tight spaces



Description

Fixed one-post lift.
For use in tight spaces. Ideal for body work, paint shops and of course every day workshop use.

Features

- 1A Quality built with CE-Certificate
- Manufactured in accordance to ISO 9001
- Hydraulic cylinder for powerful lifting
- Adjustable lifting pads
- Telescopic lifting arms
- Mechanical safety-locks
- Manual safety lock release
- Special rolled section columns
- Aluminum-motor with 24 V –Control box
- Column chain guard
- Fixed construction
- For use in tight spaces
- Easy to use control unit (Safety rate to IP 54)

Delivery contents

- Lift incl. Power unit
- Heavy duty anchor bolts (10 pcs.)
- English instruction manual
- Examination book
- CE-Certificate
- **Assembly video online**
- **Product video online**

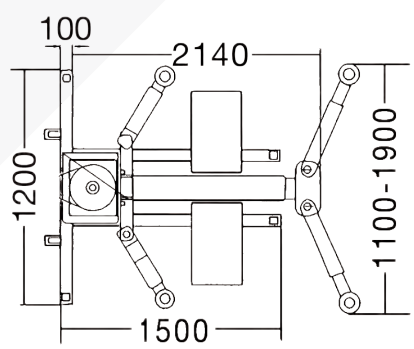
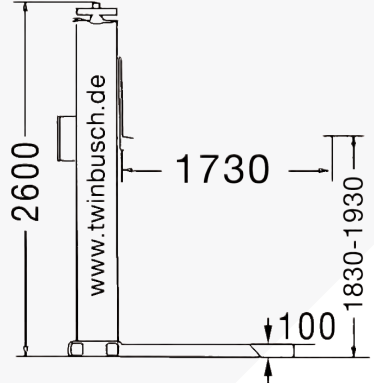
Videos



Vehicle type / Wheelbase




Dimensions



Technical Data

Lifting capacity	2500 kg
Lifting height max.	1830 - 1930 mm
Lowest lifting point	115 mm
Lifting, lowering time (approx.)	35/30 sec.
Power supply	230 V
Motor power	2,2 kW
Fusing	16 A / type C
Weight (approx.)	720 kg

Optional accessory



Cross beams for the 1-Post-Lift
Item No.: TW125-Q
(2 pcs. in the set)
Set of cross beams for lifting vehicles with narrow frames such as off-roadvehicles or pre-war vintage cars.

Further accessories can be found at www.twinbusch.co.uk

1-Post-Lift | mobile

Item No.: TW125M / TW125M-G

kg 2500 kg **↑ 1,93 m** **⚡ 230 V** **🔧 Semi-auto.**

Description

Mobile, ultra flat 1-post lift.

NEW: The extremely low frame height of only 85 mm and a lowest lifting height of just 98 mm. Our TOP model 1-post lift is practical in every way. The one post mobile lift is ideal for use in tight spaces; it can be moved as easily as a pallet truck on all smooth hard surfaces.

Features


- 1A Quality built with CE-Certificate
- Manufactured in accordance to ISO 9001
- Hydraulic cylinder for powerful lifting
- Adjustable lifting pads
- Telescopic lifting arms
- Mechanical safety-locks
- Manual safety lock release
- Special rolled section columns
- Aluminum-motor with 24 V -Control box
- Column chain guard
- For use in tight spaces
- Easy to use control unit (Safety rate to IP 54)


Delivery contents


- Lift incl. Power unit
- English instruction manual
- Examination book
- CE-Certificate
- **Assembly video online**
- **Product video online**



Choice of colour:

 **RAL 5015**
TW125M

 **RAL 7016**
TW125M-G



Ultra-flat construction



Videos

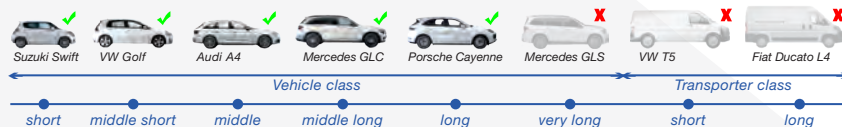


Product video


Assembly video



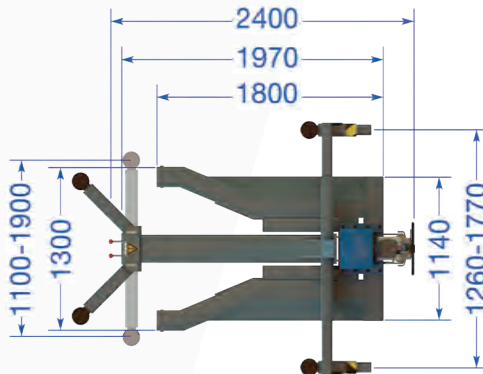
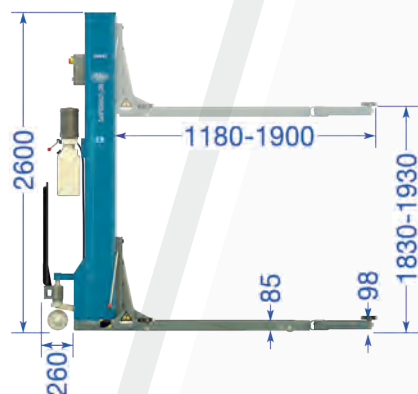
Vehicle type / Wheelbase



*Terms & Condition see page 37



Dimensions



Technical Data

Lifting capacity	2500 kg
Lifting height max.	1830 - 1930 mm
Lowest lifting point	98 mm
Lifting, lowering time (approx.)	35/30 sec.
Power supply	230 V
Motor power	2,2 kW
Fusing	16 A / type C
Weight (approx.)	720 kg

Optional accessory



Cross beams for the 1-Post-Lift
Item No.: TW125-Q
(2 pcs. in the set)

Set of cross beams for lifting vehicles with narrow frames such as off-road vehicles or pre-war vintage cars.

Further accessories can be found at www.twinbusch.co.uk



Scissor lift

Item No.: TWSA-40

kg 4000 kg **↑ 1,90 m** **⚡ 400 V** **⚙ Autom.**

Description

The drive-on TWSA-40 scissor lift for surface mounting has an ultra-flat construction (only 200 mm height) and is therefore also ideally suited for sports cars. The integrated wheel free lift allows the complete vehicle (car) to be lifted with all four wheels free for wheel alignment. A ratchet system for the safety catches. Furthermore, the TWSA-40 is also ideally suited as an service lift and headlight test station.

Features

- 1A Quality built with CE-Certificate
- Manufactured in accordance to ISO 9001
- CE-Stop and signal tone when lowering (foot protection)
- Hydraulic synchronous control (cylinder displacement principle)
- Automatic safety-lock-release system
- High quality solid construction
- Wheel free lift with extensions for a longer lifting area
- Emergency lowering valve
- Compressed air of 4-8 bar required
- Ramp with anti roll off safety

Delivery contents


- Lift incl. Power unit
- Axle free jack | Rubber blocks
- Sliding plates
- 6 cover plates (turntable is optional)
- English instruction manuals
- Examination book | CE-Certificate
- **Product video online**

Video

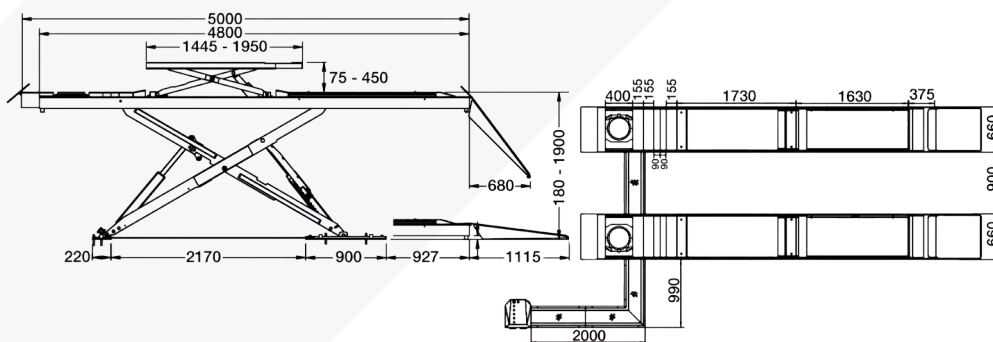


Product video

Ultra flat construction



Dimensions



Technical Data

Lifting capacity	4000 kg
Lifting height max.	1900 + 450 mm
Platform L./ W.	5000/660 mm
Lifting time (approx.)	45/30 sec.
Power supply	400 V / 3 Phase
Motor power	2,2 kW
Fusing	16 A / type C
Weight (approx.)	2450 kg

Optional accessory



Turntable
Item No.: TW445-D

Further information to be found at www.twinbusch.co.uk

Further accessories can be found at www.twinbusch.co.uk

Scissor lift | Under floor

Item No.: TWSA-42U / TWSA-42U-G


kg 4200 kg **↑** 2,04 m **⚡** 400 V **⚙️** Autom.



Choice of colour:



RAL 5015
TWSA-42U



or
RAL 7016
TWSA-42U-G



Description

Lifting platform lift for level floor installation with integrated wheel free lift. The integrated wheel free lift allows the complete vehicle (car) to be lifted with all four wheels free. Furthermore, the TWSA-42U has rails fitted in the ramps, which allows the use of an additional wheel free jack (TW445-W). With integrated LED lighting on both sides of the complete length of the ramp. Also suitable as an MOT working lift or as a headlight testing station.

Features

- 1A Quality built with CE-Certificate
- Manufactured in accordance to ISO 9001
- CE-Stop and signal tone when lowering
- Hydraulic Synchronization control
- Free wheel jack with extensions
- Rails for the usage of a jack
- Automatic safety-lock-release system
- Ramp with anti roll off safety
- LED lighting possibilities on the lift
- Compressed air of 4-8 bar
- **ANTI LIFT UP-Button** for precise lifting of the platform. This button temporarily overrides the automatic / time switching relays of the platform

Delivery contents

- Lift incl. Power unit
- Axle free jack | Rubber blocks
- Sliding plates
- 6 cover plates (turntable is optional)
- Examination book | CE-Certificate
- English instruction manuals
- **Assembly video online | Product video online**







Videos



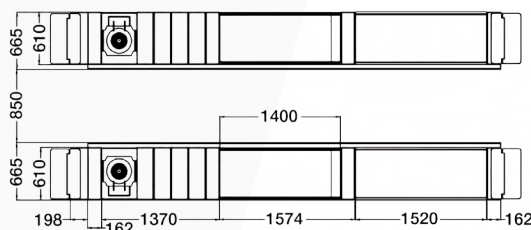
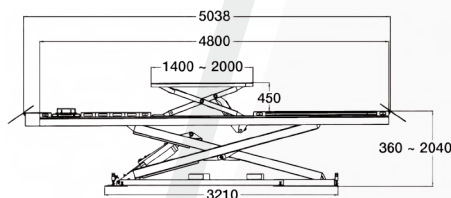
Product video



Assembly video



Dimensions



Technical Data

Lifting capacity	4200 kg
Lifting height max.	2040 + 450 mm
Platform L./ W.	5000/610 mm
Lifting, lowering time (approx.)	45/45 sec.
Power supply	400 V / 3 Phase
Motor power	2,2 kW
Fusing	16 A / type C
Weight (approx.)	2050 kg

Optional accessory

Further information to be found at www.twinbusch.co.uk



Turntable
Item No.:
TW445-D



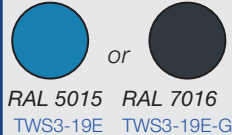
Axle free jack
Item No.: TW445-W

Further accessories can be found at www.twinbusch.co.uk

Purchase online at www.twinbusch.co.uk



Choice of colour:



Double Scissor lift

Item No.: TWS3-19E / TWS3-19E-G

kg 3000 kg **↑ 1,85 m** **230 V or 400 V** **Autom.**

Description

On floor scissor lift. Due to its ultra-flat profile, you are able to lift very low sports cars. Double cylinders and a rocker arm system provide powerful lifting capabilities.

Features

- 1A Quality built with CE-Certificate
- Manufactured in accordance to ISO 9001
- Acoustic Warning signal (foot protection)
- **IR-System (Light beam constantly ensures both platforms remain synchronised)**
- **Electromagnetic safety release**
- Hydraulic synchronisation
- Automatic safety-lock-release system
- No restricting crossbar
- Rocker arm system
- High quality solid construction
- Emergency lowering valve
- Ultra low profil
- Comfortable and easy-to-use control panel

Delivery contents

- Lift incl. Power unit
- Rubber blocks (40 mm)
- Heavy duty anchor bolts (8 pcs.)
- English instruction manual
- Examination book and CE-Certificate
- **Product video online**



No compressed air required

Electromagnetic safety release




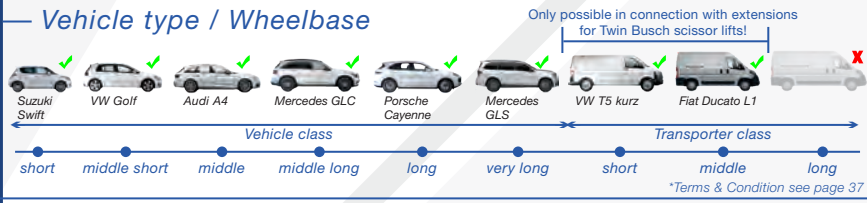
Videos



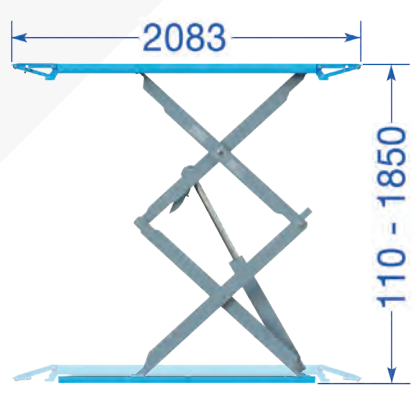
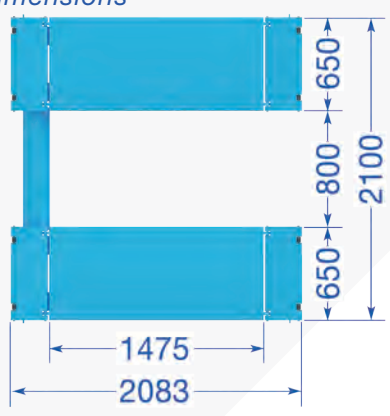
Product video



Vehicle type / Wheelbase




Dimensions




Technical Data

Lifting capacity	3000 kg
Lifting height max.	1850 mm + Rubber
Drive on height	110 mm
Lifting, lowering time (approx.)	45/30 sec.
Power supply	400 V / 230 V
Motor power	2,2 kW
Fusing	16 A / type C
Weight (approx.)	960 kg

Optional accessory



Drive on ramps
Item No.: TWS3-19-R
4 pcs. in the set



Cross beam for
TWIN BUSCH
scissor lifts
Item No.: TWS3-Q
2 pcs. in the set



Extension for TWIN
BUSCH scissor lifts
Item no.: TWS3-V
2 pcs. in the set

Further accessories can be found at www.twinbusch.co.uk

Further information to be found at www.twinbusch.co.uk

Scissor lift | Under floor

Item No.: TWS3-18U / TWS3-18U-G

kg 3000 kg **↑ 1,80 m** **230 V or 400 V** **Autom.**

Description

Scissor lift TWS3-18U designed for under floor assembly. Ground level. It is the perfect lift for very low sports cars. Extendable runways (400 mm) allow you to lift vehicles with a long wheelbase.

Features

- 1A Quality built with CE-Certificate
- Manufactured in accordance to ISO 9001
- Acoustic Warning signal (foot protection)
- **IR-System (Light beam constantly ensures both platforms remain synchronised)**
- Hydraulic cylinders for powerful lifting and lowering
- High quality solid construction
- Automatic safety-lock-release system
- Platform extensions 400 mm
- Emergency lowering valve
- Extendable platforms
- Compressed air of 4-8 bar required
- Comfortable and easy-to-use control panel
- Lowers to ground level

Delivery contents

- Lift incl. Power unit
- Rubber blocks (40 mm)
- Heavy duty anchor bolts (8 pcs.)
- English instruction manuals
- Examination book | CE-Certificate
- **Assembly video online**
- **Product video online**



Choice of colour:

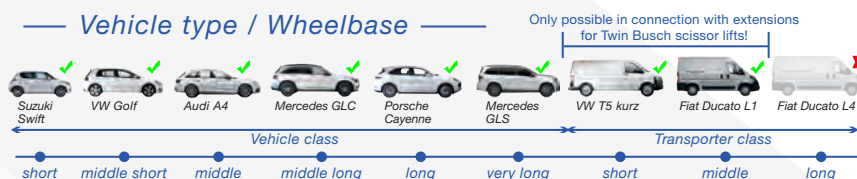
RAL 5015 or **RAL 7016**
TWS3-18U TWS3-18U-G




Videos



Vehicle type / Wheelbase



Dimensions



Technical Data

Lifting capacity	3000 kg
Lifting height max.	1800 mm + Rubber
Drive on height	in floor (0 mm)
Lifting, lowering time (approx.)	45/45 sec.
Power supply	400 V / 230 V
Motor power	2,2 kW
Fusing	16 A / type C
Weight (approx.)	860 kg

Optional accessory

Further information to be found at www.twinbusch.co.uk



Cross beam for TWIN BUSCH scissor lifts
Item No.: TWS3-Q
2 pcs. in the set



Extension for TWIN BUSCH scissor lifts
Item no.: TWS3-V
2 pcs. in the set

Further accessories can be found at www.twinbusch.co.uk



Electromagnetic safety release
(no compressed air required)
Thus, extremely flexible, since only a corresponding power connection is required!

Low rise scissor lift Item No.: TWS35-10E

kg 3500 kg **1,00 m** **230 V or 400 V** **Autom.**

Description

Tyre service scissor lift with 1 m lifting height and 3500 kg load capacity. For lifting cars up to 3.5 t. Optimal for tyre services, car body construction, vehicle preparation. The scissor lift can be moved by the mobile kit (optionally available) and can therefore be used as an additional workplace on any sufficiently paved ground, such as asphalt, paving or concrete floor. With electromagnetic release (no compressed air connection is required). Lockable, fully loadable drive-up ramps for a longer pickup area.

Features

- 1A Quality built with CE-Certificate
- Manufactured in accordance to ISO 9001
- Mechanical synchronization control of both lifting platforms for perfect synchronism
- Low drive over height (110 mm)
- **FAILSAFE safety lock system (monitoring of the detent position)** | Rocker arm system
- **Double line system for symmetrical distribution of the system pressure**
- High quality solid construction
- Emergency lowering function in case of power failure
- **Direct actuation by two powerful hydraulic cylinders**
- Automatic safety lock | Foot protection
- Acoustic warning signal (foot protection)
- High quality powder coating


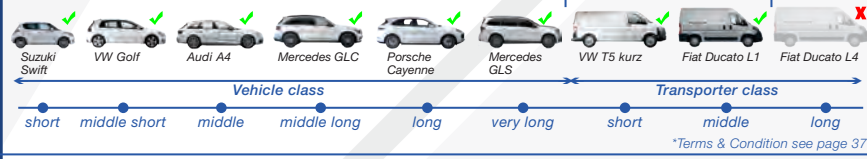
Delivery contents

- Lift incl. Power unit | Rubber blocks
- English instruction manual
- Examination book | CE-Certificate
- **Assembly video online | Product video online**

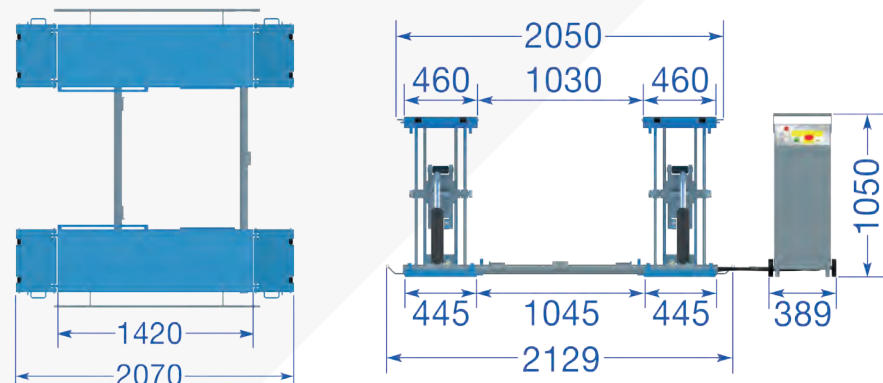
Videos



Vehicle type / Wheelbase




Dimensions




Technical Data

Lifting capacity	3500 kg
Lifting height max.	1000 mm + Rubber
Drive on height	110 mm
Lifting, lowering time (approx.)	20/20 sec.
Power supply	400 V or 230 V
Motor power	2,2 kW
Fusing	16 A / type C
Weight (approx.)	550 kg

Optional accessory



Mobile kit
Item No.: TWS3-10-A
The ideal accessory for your TWS3510E



Drive on ramps
Item No.: TWS3-10-R
4 pieces in the set
Perfect for sport cars

Further accessories can be found at www.twinbusch.co.uk

Low rise scissor lift

Item No.: TWS3-10E /-G / TWS3-10E-FZ

kg 3000 kg **1,00 m** **230 V or 400 V** **Autom.**

Description

Low rise scissor lift.

1000 mm lifting height. Ideal for tyre service, painting and body work. With electromagnetic release.

No compressed air supply is required. The platform can be lengthened by locking the drive on ramps.

A very practical mobile kit is available as an option.

Features

- 1A Quality built with CE-Certificate
- Manufactured in accordance to ISO 9001
- Mechanical synchronization control of both lifting platforms for perfect synchronism
- Low drive over height (110 mm)
- **FAILSAFE safety lock system (monitoring of the detent position)**
- **Double line system for symmetrical distribution of the system pressure**
- High quality solid construction
- Emergency lowering function in case of power failure
- **Direct actuation by two powerful hydraulic cylinders**
- Automatic safety lock
- Foot protection
- Acoustic warning signal (foot protection)
- High quality powder coating

Delivery contents

- Lift incl. Power unit | Rubber blocks
- English instruction manual
- Examination book | CE-Certificate
- **Assembly video online**
- **Product video online**



Item No.: TWS3-10E



Electromagnetic safety release (no compressed air required)

Thus, extremely flexible, since only a corresponding power connection is required!

— Available in the following versions



Item No.: TWS3-10E-G

Anthracite!



Item No.: TWS3-10E-FZ

Galvanized!

Videos

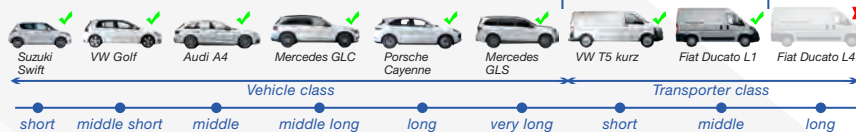


Product video

Assembly video



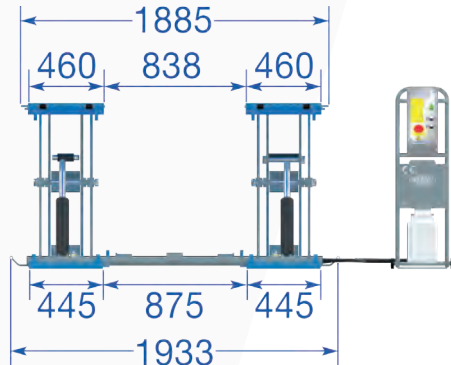
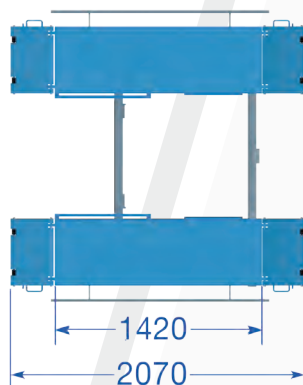
Vehicle type / Wheelbase



*Terms & Condition see page 37



Dimensions



Further information to be found at www.twinbusch.co.uk

Technical Data


Lifting capacity	3000 kg
Lifting height max.	1000 mm + Rubber
Drive on height	110 mm
Lifting, lowering time (approx.)	20/20 sec.
Power supply	400 V or 230 V
Motor power	2,2 kW
Fusing	16 A / type C
Weight (approx.)	500 kg

**Please note: The TWS3-10E-FZ is only available in 400-volt.

Optional accessory



Mobile kit
Item No.: TWS3-10-A
The ideal accessory for your TWS3-10E



Drive on ramps
Item No.: TWS3-10-R
4 pieces in the set
Perfect for sport cars

Available in the following versions



Further accessories can be found at www.twinbusch.co.uk



1-post parking lift - GREY-Line

Item No.: TW127P-G

2700 kg
2,10 m
230 V
Autom.

Description

The innovative 1-post parking lift with automatic unlocking. Due to the design with only one column, a significantly smaller footprint is required than, for example, with a 2- or 4-post parking lift, making it ideal for tight spaces. The control unit on the column ensures comfortable lifting and lowering of the parking platform. The design with only one column ensures ideal access to the vehicle. With an underide height of 1890 mm (without roll-off protection), a clearance height (floor to lower edge of platform) of 1970 mm and a load capacity of 2700 kg, the 1-post parking lift is also very well suited for high and also for heavier vehicles. The large footprint of the upper platform and the resulting parking space underneath result in extremely flexible parking and application possibilities.

Features

- 1A Quality built with CE-Certificate
- Manufactured in accordance to ISO 9001
- **Automatic unlocking (electromagnetic), no compressed air required**
- Safety locks for very long storage periods
- High quality column made from specially folded steel
- Single powerful hydraulic cylinder for lifting and lowering
- **Vehicle roll-off protection**
- High quality powder coating



Delivery contents

- Lift incl. Power unit | Heavy duty anchor bolts (10 pcs.)
- English instruction manual
- Examination book and CE-Certificate

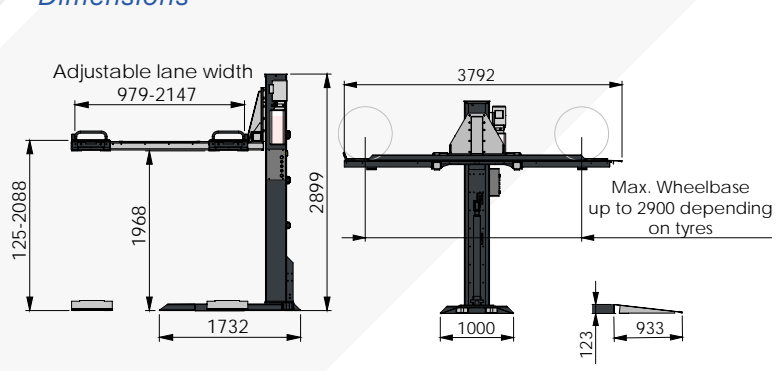
Videos

Product video

Assembly video



Dimensions



Further information to be found at www.twinbusch.co.uk

Technical Data

Lifting capacity	2700 kg
Lifting height max.	165 - 2100 mm
Platform length (Total)	3620 mm
Platform width	475 mm
Wheelbase length	up to 2900 mm
Lifting, lowering time (approx.)	45/30 sec.
Power supply	230 V
Motor power	2,2 kW
Fusing	16 A / type C
Weight (approx.)	1300 kg

Optional accessory



Rubber tyre protector
Item No.: TW436P-GRS



Further accessories can be found at www.twinbusch.co.uk

Two post parking lift - GREY-Line

Item No.: TW227P-G

kg 2700 kg **↑** 2,20 m **⚡** 230 V **⚙️** Autom.

Description

The practical two post parking lift with electromagnetic safety lock release. Space saving construction. Using only two posts this lift uses up less space than a conventional four post parking lift. It is possible to expand this lift to the left or right as many times as required. Easy lifting and lowering using the forward mounted control panel. With its 2100 mm maximum lifting height and 2700 kg maximum loading weight, this two post parking lift is ideal for large and heavy vehicles such as large SUVs or a VW T6 for example. The solidly constructed galvanized platform offers protection from oil and dirt damaging the vehicle parked below.

Features

- 1A Quality built with CE-Certificate
- Manufactured in accordance to ISO 9001
- **Automatic safety lock release, no compressed air necessary**
- **Safety locks secure the lift for extreme long periods of time**
- **Completely closed galvanized platform**
- High quality special profile supporting posts
- Hydraulic lowering valve
- Two hydraulic cylinders for powerful lifting / lowering
- Roll off protection
- High quality powder coating
- Acoustic warning signal

Delivery contents

- Lift incl. Power unit
- English instruction manual
- Examination book
- CE-Certificate
- **Assembly video online**
- **Product video online**



Videos



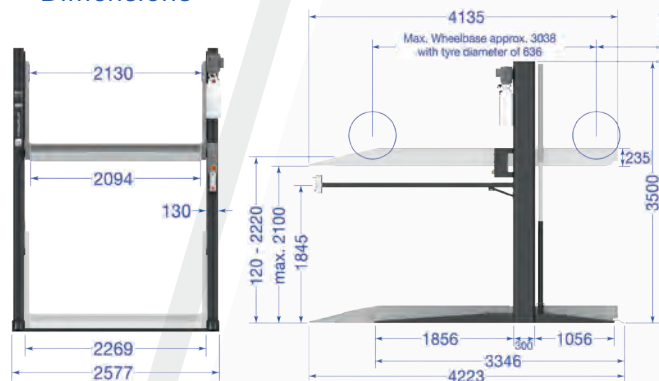
Product
video



Assembly
video



Dimensions



Observe the minimum distance to the wall depending on the vehicle


When the TW 227P is extended to a multiple parker, the centre column can be used for both lifts reducing the overall width.




Technical Data

Lifting capacity	2700 kg
Lifting height max.	130 - 2200 mm
Platform length (Total)	4135 mm
Platform width	2100 mm
Lifting, lowering time (approx.)	45/30 sec.
Power supply	230 V
Motor power	2,2 kW
Fusing	16 A / type C
Weight (approx.)	1150 kg

Optional accessory



Rubber tyre protector
Item No.: TW436P-GRS



Further accessories can be found at www.twinbusch.co.uk

4-Post-parking lift - GREY-Line

Item No.: TW436P-G

kg 3600 kg **↑ 1,90 m** **⚡ 230 V** **🔧 Semi-auto.**

Description

The practical 4 post parking lift.

With its optional mobile kit you can use this lift in very tight spaces and with the optional offset motor brackets you can assemble more lifts along side of each other.

Features

- 1A Quality built with CE-Certificate
- Manufactured in accordance to ISO 9001
- Hydraulic overflow valve
- A hydraulic cylinder underneath the runway provides powerful lifting and lowering capabilities
- Mechanical safety lock
- Manual safety-lock-release
- Cable break safety device
- Roll on-off protection
- Foot protection
- Acoustic warning signal
- Wide drive on ramps
- Easy to use control unit (Safety rate to IP 54)

Delivery contents

- Lift incl. Power unit
- Examination book and CE-Certificate
- Wheel chocks included (2 pcs.)
- **Assembly video online**
- **Product video online**



Included

Wheel chocks
(2 pcs.)



Videos



Product
video

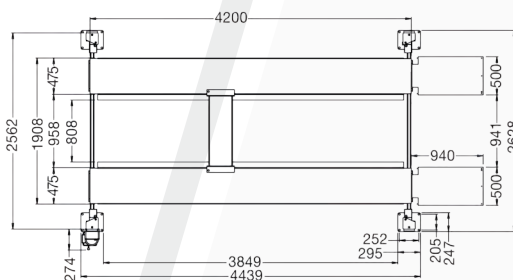


Assembly
video

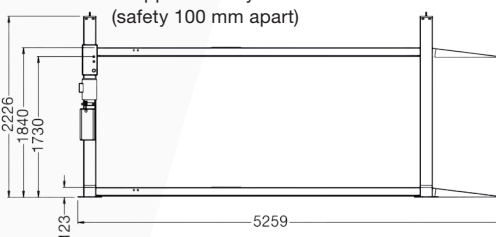


Dimensions

Maximum vehicle wheel base (under the lift): 2040 mm
Maximum width between posts: 2380 mm
Maximum width on the lift: 2280 mm
Secured clearance: ca. 1730 mm



First catch position (adjustable)
at approximately 450 mm
(safety 100 mm apart)




Further information to be found at www.twinbusch.co.uk

Technical Data

Lifting capacity	3600 kg
Lifting height max.	1900 mm
Runway (L./W.)	4094/475 mm
Lifting, lowering time (approx.)	45/30 sec.
Power supply	230 V
Motor power	2,2 kW
Fusing	16 A / type C
Weight (approx.)	830 kg

Optional accessory

Mobile kit | Item No.:
TW436P-RK



Offset plates
Item No.:
TW436P-VP




Jacking beam
Item No.: TW436PW-G




LED lighting
(LED-KIT)
Item No.:
TWLED-4P



Fitted shelves (8
units) | Item No.:
TW436P-EB



Oil drip tray
Item No.: TW436P-ÖLW



Further accessories can be found at www.twinbusch.co.uk



Turn 1 into 3
There are 3 cars parked
on top of each other
in just one parking space!

Triplex 3-compartment car park lift

Item No.: TW445P-H3-G

kg 2500 kg + 2000 kg **↑** 2,03 m **⚡** 400 V **⚙️** Autom.

Description

The TW445P-H3-G triplex 3-compartment parking lift converts a conventional parking space into 3 parking spaces one above the other. The TW445P-H3 parking system has two platforms for independent parking. The upper platform is parked first, followed by the platform below and then (if both platforms are raised) the third car is parked on the floor area. This is a single system for three suitable vehicles. Due to the design of the 4 pillars, a relatively small amount of floor space is required and at the same time only the corresponding footprint of the compact overall system is needed, ideal for tight spaces. The forward-facing control unit with a key switch ensures convenient lifting and lowering of the parking platforms. With a large underride height of 1850 mm on parking space no. 1 on the ground, the first parking space is also accessible for large SUVs. The 2nd level is suitable for vehicles with a total weight of up to 2500 kg and a height of 1650 mm, on the 3rd level vehicles up to 2000 kg are permitted, the height of the vehicle depends on its ceiling or hall height. Thanks to the unique design of the 2 platforms that interlock, the Triplex 3-storey car park lift has the lowest drive-on height of any 3-storey car park on the market, making it ideal for low vehicles such as sports cars or racing cars.


Features

- 1A Quality built with CE-Certificate
- Manufactured in accordance to ISO 9001
- Hydraulic overload valve
- A hydraulic cylinder under the driving surface ensures powerful lifting and lowering
- Mechanical safety catches
- Automatic unlocking of the safety catches
- Slack rope and rope breakage protection

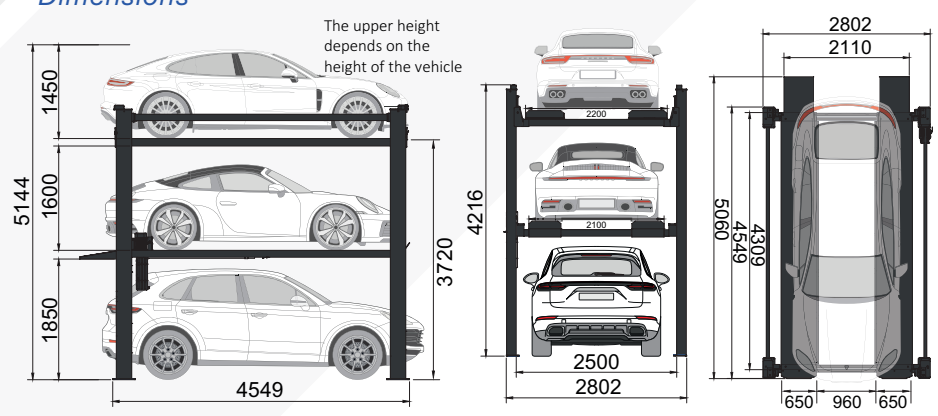
Delivery contents

- Lift incl. Power unit
- Examination book and CE-Certificate
- 2 Access ramp
- Roll-off protection

Videos




Dimensions



Technical Data

Lifting capacity	Pitch 1 (ground): unlimited, Pitch 2: 2500 kg, Pitch 3: 2000 kg
Lifting height max.	Until pitch 2: 2030 mm / Until pitch 3: 3720 mm
Runway length	5060 mm (incl. ramps)
Runway width	Pitch 2: 2120 mm / Pitch 3: 2220 mm
Power supply	400 V
Motor power	3,0 kW
Fusing	16 A / type C
Weight (approx.)	1700 kg

Optional accessory



Further accessories can be found at www.twinbusch.co.uk

4-Post-Lift

Item No.: TW445

kg 4500 kg **↑ 1,85 m** **⚡ 400 V**  semi auto.

Description

Electro-hydraulic four-post lift.

With rear squirm plates and front recesses for optional turntables. This lift is ideal for wheel alignment and all other service work. Jacking beam also optionally available.

Features

- 1A Quality built with CE-Certificate
- Manufactured in accordance to ISO 9001
- Lift capacity 4500 kg
- CE-Certificate
- IP 54 24V control box
- 24 V limit switch
- Hydraulic overflow valve
- Roll off protection
- Safety lock for entire lifting height
- Cable break safety device
- Sliding plates
- Foot protection
- Acoustic warning signal

Delivery contents

- Lift incl. Power unit
- Heavy duty anchor bolts (16 pcs.)
- Examination book and CE-Certificate
- *Optional: Turntables (TW445-D)*
- *Optional: Jacking beam (2 t / Pneumatic) (TW445-W)*
- *Optional: Drive on ramp (TW445-R)*
- *Optional: Runway extensions front (TW445-V) and rear (TW445-H)*
- *Assembly video online | Product video online*



TW445-V

Videos




YouTube



Product video

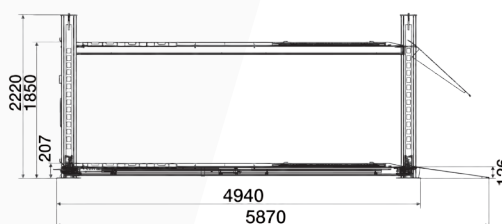
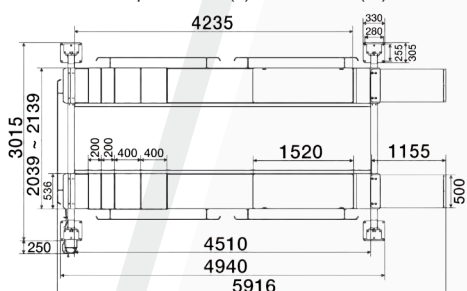


Assembly video



Dimensions

Minimal wheel base for the alignment: 1600 mm
Maximum wheel base for the alignment: 3700 mm | Maximum wheel base for the lift: 4320 mm
Total length of the lift (including ramps): 5867 mm
Foundation requirement: (L) 5140 mm x (W) 3400 mm x (concrete strength C20/25) 150 mm




Further information to be found at www.twinbusch.de

Technical Data

Lifting capacity	4500 kg
Lifting height max.	1850 mm
Runway length	4510 mm
Runway width	536 mm
Drive on height	126 mm
Lifting time (approx.)	50 sec.
Power supply	400 V / 3 Phase
Motor power	2,2 kW
Fusing	16 A / type C
Weight (approx.)	1400 kg


Optional accessory



Turntables
Item No.: TW445-D
Turntables for wheel alignment



Jacking beam
Item No.: TW445-W



Runway extensions
(front) Item No.: TW445-V
2 piece in the set
Runway extensions
(rear) Item No.: TW445-H
2 piece in the set



Drive on ramp
Item No.: TW445-R
2 piece in the set

Further accessories can be found at www.twinbusch.co.uk



HGVLift (22 t, 33 t, 30 t or 45 t)

Item No.: 550-4 (22 t) | 550-6 (33 t) | 575-4 (30 t) | 575-6 (45 t)



Item No.:
TW550-4 / TW575-4

The 4-series can be upgraded
to a 6-series version at any time.
The main column generally
has 6 connections.



Item No.:
TW550-6 / TW575-6



Also suitable
for camper
vans

Video



Product
video

Description

Mobile HGV lift:
 22 and 30 t – Available in a 4 wheel version
 33 and 47 t – Available in a 6 wheel version
 Ideal for confined spaces, these lifts can be moved as
easily as a pallet truck on all hard even surfaces.
 Robust in design.

Features

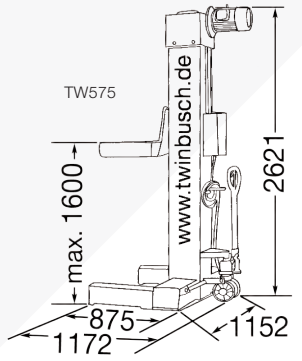
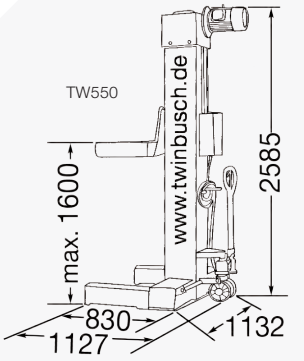
- 1A Quality built with CE-Certificate
- Manufactured in accordance to ISO 9001
- Top quality solid construction
- Can be controlled from every column
- Control can be switched from a single,
to a combined lift
- Easy to move
- 4 or 6 electrical motors provide powerful
lifting capability
- Transporter adapters optionally available

Delivery contents

- Complete HGV lift
- English instruction manuals
- Examination book
- CE-Certificate
- Optional: Adapters for the TW HGV lift (enables you
to lift small transporters and trucks)
- **Product video online**




Dimensions



Technical Data

Technical Data	550-4	550-6	575-4	575-6
Lifting capacity	22000 kg	33000 kg	30000 kg	45000 kg
Per post	5500 kg	5500 kg	7500 kg	7500 kg
Lifting height max.	1600 mm	1600 mm	1600 mm	1600 mm
Lifting, lowering time (approx.)	10 mm/s	10 mm/s	10 mm/s	10 mm/s
Power supply	400 V / 3 Ph.	400 V / 3 Ph.	400 V / 3 Ph.	400 V / 3 Ph.
Motor power	4 x 3,0 kW	6 x 3,0 kW	4 x 3,0 kW	6 x 3,0 kW
Fusing	32 A (type C)	32 A (type C)	32 A (type C)	32 A (type C)
Weight (approx.)	2400 kg	3600 kg	3000 kg	4500 kg

Optional accessory



Adapter for TW-Truck lift
 Item No.: TW550-AD
 For the lifting of transporters
and light trucks



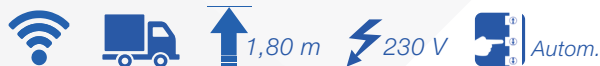
Axle Stand with 7500 kg capacity
 Item No.: TW575-1

Further information to be found at www.twinbusch.co.uk

Further accessories can be found at www.twinbusch.co.uk

HGV-lift Battery-powered and wireless

Item No.: TW580W-4 (32 t) | TW580W-6 (48 t)



Description

It is also ideal for confined spaces, can be moved as easily as a pallet truck and can be used on any level, sufficiently firm floor. The hydraulic wheel gripper system is battery-operated, the charger is integrated into each lifting column and the battery pack inside is charged at a standard household socket (230 V). The individual lifting columns communicate with each other completely wirelessly via a secure radio link. They are conveniently controlled via a touch screen with real-time monitoring and display of the lifting height. Only authorised users with an ID card can access the system. Adjustable wheel holder for a tyre diameter of 600 - 1250 mm, enabling flexible and fast lifting of vans, motorhomes, light commercial vehicles, trucks and even agricultural machinery.

Features

- 1A Quality built with CE-Certificate
- Manufactured in accordance to ISO 9001
- High-quality support columns made from special rolled profile
- **Control can be operated from any column**
- **Control can be switched to individual or joint lifting**
- **The wheel grippers are easy to move**
- 4 or 6 powerful electric motors for lifting
- Completely wireless use via a secure radio connection
- **Lifting columns are battery-operated, integrated charger**
- **Operation via touch screen, control from any column possible**
- Safety Lock System for lowering the load into the safety lock
- Emergency stop switch in each column
- Adjustable wheel holder for a tyre diameter of 600 - 1250 mm
- User access via ID cards

Delivery contents

- Complete HGV lift | Charging cable
- English instruction manuals | Examination book | CE-Certificate
- **Assembly video online | Product video online**



Item No.: TW580W-4

The 4-unit version can be upgraded to a 6-unit version at any time.

Up to 48 columns can be connected to each other.



Item No.: TW580W-6




Videos



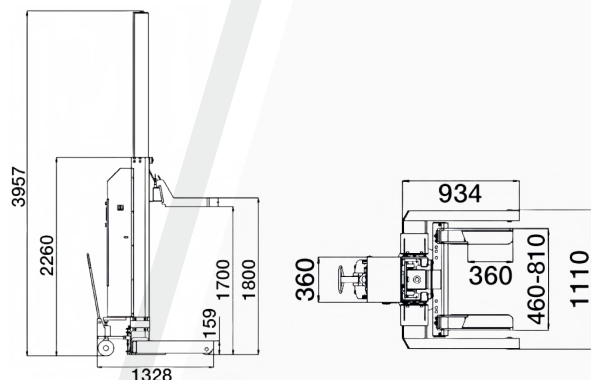
Product video



Assembly video



Dimensions



Technical Data

Technical Data	TW580W-4	TW580W-6
Lifting capacity	32000 kg	48000 kg
Per post	8000 kg	8000 kg
Lifting height max.	1800 mm	1800 mm
Lifting, lowering time (approx.)	18 mm/s	18 mm/s
Power supply	24 V	24 V
Motor power	4x2,2 kW DC 24V	4x2,2 kW DC 24V
Charging voltage	230 V	230 V
Weight (approx.)	770 kg per Post	770 kg per Post

Further information to be found at www.twinbusch.co.uk

Optional accessory



Axle Stand with 7500 kg capacity
Item No.: TW575-1

Further accessories can be found at www.twinbusch.co.uk



Motorcycle lift Item No.: TWM02

kg 500 kg **↑ 1,20 m** **⚡ 230 V** 

Description


With the TWM-02 motorcycle lift you have an extremely massive hydraulic scissor lift for motorcycles (for large machines such as Chopper, Tourer, etc.) and scooters weighing up to 500 kg. A powerful electric motor makes for comfortable lifting and lowering of your two-wheelers.

Features

- 1A Quality built with CE-Certificate
- Manufactured in accordance to ISO 9001
- Very solid construction with a powerful electric motor
- Non-slip, ribbed working surface
- Integrated swing plate for back wheel removal
- Foot pedals on both sides for comfortable lifting and lowering of your Bikes
- Ramp moves automatically away from the working area when lifting
- Pneumatic control for front wheel clamping
- Four wheels with integrated brakes
- Compressed air of 6-8 bar

Delivery contents

- Motorcycle lift
- English instruction manuals
- CE-Certificate
- *Assembly video online*
- *Product video online*



Powerful electric motor with hydraulic drive

Videos



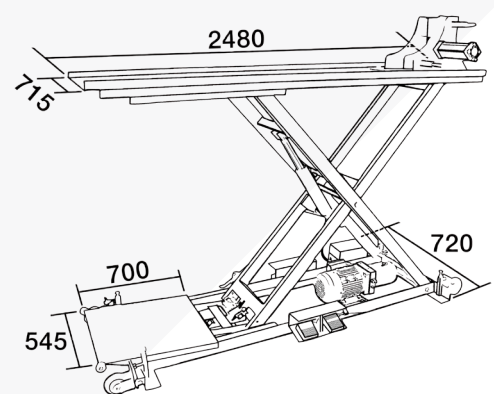
Product video



Assembly video



Dimensions



Whole length including ramps: 3180 mm
Maximum lifting height: 1200 mm

Technical Data

Lifting capacity	500 kg
Lifting height max.	1200 mm
Runway length	2480 mm
Runway width	715 mm
Lifting, lowering time (approx.)	30 sec.
Motor power	0.75 kW
Power supply	230 V
Weight (approx.)	285 kg

Further accessories can be found at www.twinbusch.co.uk

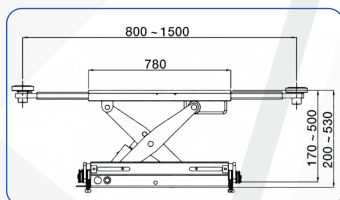
4-Post-Lifts



Free wheel jack for TW445 / TWSA-42U

Item No.: TW445-W

- It can be moved individually on your 4-post lift, scissor lift or pit using appropriate guide rollers.
- Drive: Pneumatic - Hydraulic | Lifting capacity: 2T
- Track width guide rollers: 850 - 1160 mm
- Maximum extension support arms: 800 - 1500 mm
- **Not available for the TW436P-G/TW436PD2-G/TW445 (2016 model or older)!**



Runway extensions

Item No.: TW445-V

- Suitable for your TW445
- 2 pieces in the set
- Lengthen your platform at the front by 600 mm



Runway extensions

Item No.: TW445-H


- Suitable for your TW445
- 2 pieces in the set
- Lengthen your platform at the rear by 600 mm

The TW445-V Runway Extender lengthens the runway of the TW445 to 5186 mm. This means vans up to a wheelbase of 4855 mm can be lifted and the wheel alignment feature can be used up to a wheelbase of 4480 mm. Vans with a wheelbase of up to 5385 mm can be lifted using both the TW445-V and the TW445-H runway extenders which extend the runway to a total length of 5716 mm.



Turntables | Item No.: TW445-D

- To check the caster
- Scale range +/-50°
- Simple zero
- 2 Turntables in a set
- **Perfect accessory to your 4-post lift TW445!**



Ramps for TW445

Item No.: TW445-R

- Allows you to drive off the front of the ramp after driving on forwards. So it is not necessary to drive the vehicle backwards off the lift.
- **Perfect accessory to your 4-post lift TW445!**



Oil drip tray for the TW436P

Item No.: TW436P-ÖLW

- To protect the lower vehicle
- Practical oil drip tray
- **Perfect accessory to your 4-post parking lift TW436P-G and TW436PD2-G**



Mobile kit for TW436P-G and TW436PD2-G

Item No.: TW436P-RK

- Fast and easy installation
- 4 pieces in the set
- For more flexibility
- Your parking lift is very easy to move with the mobile kit
- **Perfect accessory to your 4-post parking lift!**



Angle plates for your 4-post parking lift

Item No.: TW436P-VP

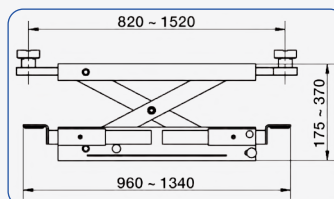
- For turning the hydraulic and control unit 90 degrees to the main post, reducing the overall width of the parking lift
- Ideal when installing in narrow garages or when installing several lifts side by side
- **Perfect accessory to your 4-post parking lift TW436P-G and TW436PD2-G!**




Jacking beam for the 4-Post-parking lift

Item No.: TW436P-W-G

- With adjustable sockets
- Hand hydraulics
- Maximum extension support arms: 820 - 1520 mm
- **Not available for the TW445!**
- **Perfect accessory to your 4-post parking lift TW436P-G and TW436PD2-G**



Scissor lift



2 pieces in the set

Extension

Item No.: TWS3-V

- Ideal for vehicles with large wheel base like the T5 (max wheelbase 2200 mm)
- **Fits all Twin Busch scissor lifts)**



2 pieces in the set

Cross beam

Item No.: TWS3-Q


- Set of cross beams for lifting vehicles with narrow frames such as off-road vehicles or pre-war vintage cars
- **Fits all Twin Busch scissor lifts)**



Mobile kit for TWS3-10E / TWS35-10E / TWS3-10E-FZ

Item No.: TWS3-10-A

- Quick and easy installation
- You can move your TWS3-10E around with the mobile kit
- **Perfect accessory to your TWS3-10E, TWS3-10E-FZ and TWS35-10E**



Ramp set for the TWS3-10E / TWS35-10E

Item No.: TWS3-10-R

- 2 Stage drive on height from only 55 mm
- 4 fixing plates to reduce slipping
- Easy to remove in a few seconds
- Ramp Measurements: 850 mm (L) x 460 mm (B) x 55 mm (H)
- **Perfect accessory to your TWS3-10E / TWS35-10E**

Available in the following versions




RAL 5015
TWS3-10-R



or
RAL 7016
TWS3-10-R-G



or
Galvanized
TWS3-10-R-FZ



Ramp set for the TWS3-19E

Item No.: TWS3-19-R

- 2 Stage drive on height from only 55 mm
- Ramp Measurements: 850 mm (L) x 650 mm (B) x 55 mm (H)

- Does not need to be fixed
- **Perfect accessory to your TWS3-19E**

Further accessories for your lift can be found at www.twinbusch.co.uk

*The illustrated vehicles are only an example to give you an understanding of different wheelbases and vehicle lengths. Of course, a variety of other vehicle manufacturers and models can be raised. If you have any questions, we are happy to advise you personally! +44 (0) 1536 522 960 oder info@twinbusch.co.uk

The vehicles shown were raised with the manufacturer's or alternative lifting points. Pay attention to our Twin Busch special adapters to ensure safe lifting, since some vehicles, especially in the transporter class, have no lifting points as with most cars. Always follow the relevant equipment regulations of the vehicle manufacturer. Always observe the usual safety precautions during lifting and lowering as well as the correct load distribution, maximum load and always read the manual of the lift.

Vehicle status: 2017, Subject to technical changes and errors. The Twin Busch GmbH provides this graphic exclusively for information purposes!

The Twin Busch GmbH is under no circumstances liable for recommendations from this graphic.

All Twin Busch tyre mounting machines meet the latest standards and test guidelines and are designed for professional tyre mounting. Furthermore, all tyre mounting machines are designed for high load capacity and long service life. For example, the internal parts / cylinders are made of stainless steel. Which model represents the ideal solution for you depends on the requirements and the tyres / rims to be mounted or disassembled

Supported by your decision helper. We would be happy to provide you with a comprehensive consultation with the respective Twin Busch branches.

Online
video
adviser



Page 39 / 43 — TWX-610 / TWX-31

The **TWX-610** Basic Line tyre mounting machine is the ideal starter model for low volume users. With an outside clamping ability up to 19", even without a helper arm this model is ideal for economy cars, classic cars, and light vans with standard type tyres. Also with the help of the optional TWX610-MOTO this machine is ideal for motorcycles, quads and small agricultural machines.

Another tyre mounting machine without an assistant arm is the **TWX-31** with its pneumatically powered tilt back arm. This model has an integrated air booster tank and a maximum outside clamping diameter of 24". If you later wish to upgrade this machine to do low profile tyres that is possible using the optionally available TWX-31H helper arm. This essentially transforms the **TWX-31** into a **TWX-36**.



Page 40 / 41 — TWX-11 / TWX-93

Twin Busch offer two different tyre mounting machines with an assistant push-down cylinder. This cylinder is mounted on an arm on the right hand side and assists you when mounting low profile tyres. The **TWX-11** can mount wheels up to 21" diameter clamping on the outside of the wheel and even up to 24" if using inside clamping. The **TWX-93** is equipped with a centre spindle mounting system and doesn't clamp the rim at all. This is ideal for very sensitive wheels and even enables you to mount tyres on wheels up to 45" in diameter! This method of mounting wheels is also optimal for very wide wheels up to 300 mm in width. The **TWX-93** is equipped with a wheel lifter to assist you lifting heavy wheels onto the machine. If required, you can order the optional TWX-93H helper arm which is a follow-around push down cylinder. The advantage of the **TWX-11** is its compact size and it can be used to mount motorcycle tyres if equipped with the optional TWX-MOTO set.



Page 42 / 43 — TWX-98 / TWX-36 / TWX-36-G

Tyre changers with two auxiliary arms are our **TWX-98** and **TWX-36**, with both machines almost all wheel-tyre combinations can be mounted without problems, e.g. standard, low profile, UHP and runflat tyres. The **TWX-98** has a swing arm and the **TWX-36** has a pneumatically tiltable mounting arm. Furthermore, the **TWX-98** has an outer clamping range up to 26" and an inner clamping range up to 28", whereas the **TWX-36** has an outer clamping range up to 24" and an inner clamping range up to 26". Both tyre changers have a built-in air booster. The advantage of the **TWX-98** is its space-saving design. Both machines can also be used to mount scooter and motorbike wheels; our motorbike adapter TWX-MOTO may be required. With the model **TWX-36-G** we also offer an anthracite grey (RAL 7016) version.



Page 44 — TWX-36WDK

Our **TWX-36WDK** is the TOP model, with three hold-downs, and is based on the **TWX-36** with pneumatic tiltable mounting arm. The **TWX-36WDK** has a WDK certificate and thus meets the highest demands. With the **TWX-36WDK** machine, almost all wheel-tyre combinations according to WDK specifications can be mounted without any problems, e.g. standard, low profile, UHP and run-flat tyres. The clamping range of the **TWX-36WDK** is outside up to 24" and inside up to 26". Wheels with a wheel width well over 300 mm can also be mounted without any problems. Furthermore, this machine has an auxiliary mounting arm with 3 hold-downs (travelling hold-down, hold-down roller at 1 o'clock position and hold-down roller at 3 o'clock position). In addition, the **TWX-36WDK** has many other features such as 2-speed (7 and 14 rpm), bead breaker limiter, bead breaker with 3000 kg bead breaker force as well as special accessories for mounting according to WDK specifications. Scooter and motorbike wheels can also be mounted, although our motorbike adapter TWX-MOTO may be required.

	TWX-610	TWX-11	TWX-93	TWX-98	TWX-31	TWX-36	TWX-36WDK
Clamping range outside	10" - 19"	10" - 21"	-	12" - 26"	12" - 24"	12" - 24"	12" - 24"
Clamping range inside	12" - 22"	12" - 24"	-	14" - 28"	14" - 26"	14" - 26"	14" - 26"
Wheel diameter (max.)	41" (1040 mm)	41" (1040 mm)	45" (1143 mm)	45" (1143 mm)	45" (1143 mm)	45" (1143 mm)	45" (1143 mm)
Wheel width (max.)	14" (355 mm)	14" (355 mm)	16" (406 mm)	14" (355 mm)	14" (355 mm)	14" (355 mm)	14" (355 mm)
Bead breaker force	2500 kg	2500 kg	2500 kg	2500 kg	2500 kg	2500 kg	3000 kg
Air supply	8 - 10 bar	8 - 10 bar	8 - 10 bar	8 - 10 bar	8 - 10 bar	8 - 10 bar	8 - 10 bar
Power supply	230 V	230 V / 400 V	400 V	230 V / 400 V	400 V	400 V	400 V
Motor power	1,1 kW	0,75 / 1,1 kW	0,75 kW	0,75 / 1,1 kW	0,75 kW	0,75 kW	0,75 kW
Fusing	16A / type C	16A / type C	16A / type C	16A / type C	16A / type C	16A / type C	16A / type C
Noise level	<75 dB	<70 dB	<70 dB	<70 dB	<70 dB	<70 dB	<70 dB
Weight	188 kg	211 kg	269 kg	276 kg	246 kg	320 kg	360 kg
WDK-Certificate	No	No	No	No	No	No	Yes
Perfect for motorbike rims	Yes	Yes	No	Yes	Yes	Yes	Yes
Optional motorbike adapter	Yes	Yes	No	Yes	Yes	Yes	Yes
Recommended for Runflat tyres	No	No	No	Yes	No	Yes	Yes
Recommended for low profile tyres	No	Yes	Yes	Yes	No	Yes	Yes
Recommended for wide tyres over 300 mm	No	No	Yes	No	No	Yes	Yes
Pressure regulator for service oiler	Yes	Yes	Yes	Yes	Yes	Yes	Yes
Pneumatic adjustable turntable	Yes	Yes	-	Yes	Yes	Yes	Yes

Basic-Line Tyre changer

Semi-automatic Swing arm design | Item No.: TWX-610



Description

Tyre changing machine with swing arm design, the ideal starter model with TOP price-performance ratio, user friendly and an innovative design.

Features

- 1A Quality built with CE-Certificate
- Manufactured in accordance to ISO 9001
- Side swing mounting arm design
- Eccentric tension of mount and demount head
- Powerful bead breaker
- Self centered 4 clamping jaws system
- 22" large turntable for cars and vans
- Tubeless tyre inflating system
- Powerful electric motor powered turntable
- Clamping jaws made of special steel
- Comfortable foot pedal
- Comfortable and clear tyre inflator

Delivery contents

- Tyre changer with a maintenance unit
- Inflating gun and bead lever
- Bead press and edge protection
- 3 set plastic protector for mount and demount head (for protection of alloy wheel rims)
- CE-Certificate
- *Assembly video online*
- *Product video online*



Check our technical decision helper (on page 38) before you buy your tyre changer!



TWX-610 + TWF-100 also available as a set!



Hand operated Wheel balancer TWF-100

Perfect accessory to the TWX-610. Detailed information on page 50.

Included

Bead press and edge protection **included free of charge!**



Videos



Product video

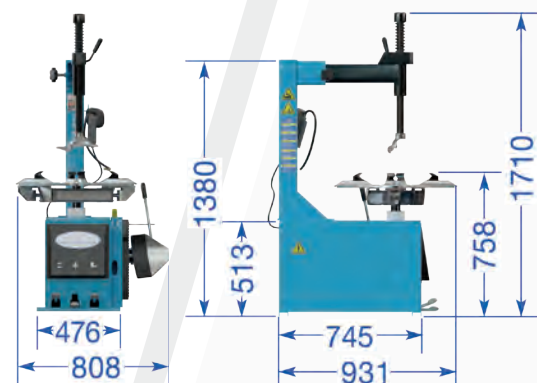
Assembly video



Dimensions

Delivery contents

Technical data



Outside clamping range	10" - 19"
Inside clamping range	12" - 22"
Wheel diameter (max.)	41" (1040 mm)
Wheel width (max.)	14" (355 mm)
Bead breaker force	2500 kg
Air supply	8-10 bar
Power supply	230 V
Motor power	1,1 kW
Fusing	16 A / type C
Noise level	<75 dB
Weight (approx.)	188 kg

Optional accessory

Motor bike wheel adapter
Item No.: TWX610-MOTO
4 pieces in the set



Plastic- Mounting-Head
Item No.: TWX-KMK



Chain bead press
Item No.: TWX-KETTE



Bead press lockable
Item No.: TWX-WULKL



Tyre mounting paste | Item No.: TW1530MP



Further accessories can be found at www.twinbusch.co.uk



Tyre changer

Semi-automatic swing arm design | **Item No.: TWX-11**

 12"-24"

 10"-21"

 max. 41"

 230 V or 400 V

Description

Robust design tyre changer with side swing mounting arm in professional quality.

Features

- 1A Quality built with CE-Certificate
- Manufactured in accordance to ISO 9001
- Side swing mounting arm design
- Eccentric tension of mount and demount head
- Powerful bead breaker
- Self centered 4 clamping jaws system
- 24" large turntable for cars and vans
- Tubeless tyre inflating system
- Powerful electric motor powered turntable
- Clamping jaws made of special steel
- Plastic protectors for mounting head / jaws
- Top quality and massive construction
- Comfortable and clear tyre inflator

Delivery contents

- Tyre changer with a maintenance unit
- Inflating gun and bead lever
- Bead press and edge protection
- Clamp protector for clamping jaws system (4 items)
- 3 set plastic protector for mount and demount head (for protection of alloy wheel rims)
- CE-Certificate
- *Assembly video online*
- *Product video online*



Comfortable and clear tyre inflator



Included

Bead press and edge protection **included free of charge!**



Check our technical decision helper (on page 38) before you buy your tyre changer!



Videos



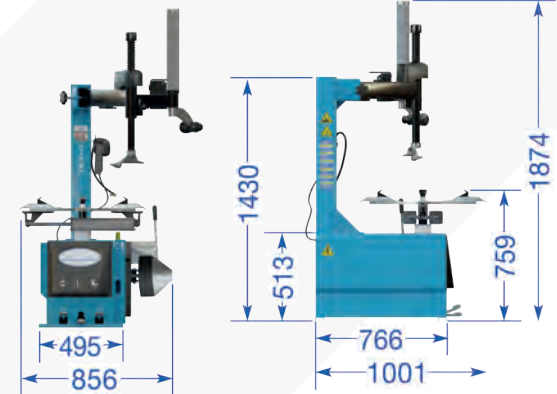
Product video







Dimensions



Delivery contents



Technical data

Outside clamping range	10" - 21"
Inside clamping range	12" - 24"
Wheel diameter (max.)	41" (1040 mm)
Wheel width (max.)	14" (355 mm)
Bead breaker force	2500 kg
Air supply	8-10 bar
Power supply	400 V or 230 V*
Motor power	0,75 / 1,1 kW
Fusing	16 A / type C
Noise level	<70 dB
Weight (approx.)	211 kg

*Please note: The product is also available as a 400-volt version, special order only.

Optional accessory

Motor bike wheel adapter
Item No.: TWX-MOTO
4 pieces in the set



Plastic- Mounting-Head
Item No.: TWX-KMK



Chain bead press
Item No.: TWX-KETTE



Bead press lockable
Item No.: TWX-WULKL



Tyre mounting paste | Item No.: TW1530MP



Further accessories can be found at www.twinbusch.co.uk

Tyre changer

Item No.: TWX-93



Description

Top tyre changer with a new type of clamping system, optimal for sensitive aluminium rims. The wheel is mounted on a spindle using a centering cone (incl. 4 pcs.) and a quick-locking clamp in connection with a bayonet lock.

Features

- 1A Quality built with CE-Certificate
- Manufactured in accordance to ISO 9001
- Self centering wheel mounting system
- Mounting shaft with quick release system
- 1 Help-arm for professional use
- Wheel lifter
- Mounting head can be moved to the side
- Pneumatic mounting head adjustment
- Large clamping range for cars and vans
- High quality stainless steel components fitted inside
- Precise control block with STOP function
- Powerful bead breaker (2500 kg)
- Powerful electrical motor
- Comfortable and clear tyre inflator

Delivery contents

- Tyre changer with maintenance unit
- Air filler and lifting lever
- Bead press and edge protection
- Plastic protectors for aluminium rims (3 pcs.)
- *Assembly video online*
- *Product video online*



Comfortable and clear tyre inflator

Included

Bead press and edge protection included free of charge!



Check our technical decision helper (on page 38) before you buy your tyre changer!



Videos



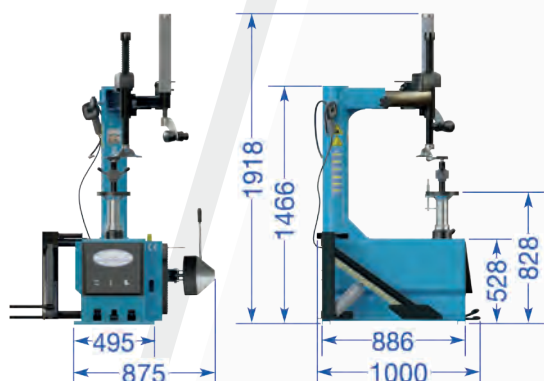
Product video



Assembly video



Dimensions



Delivery contents




Technical data

Wheel diameter (max.)	45" (1143 mm)
Wheel width (max.)	16" (406 mm)
Bead breaker force	2500 kg
Air supply	8-10 bar
Power supply	400 V
Motor power	0,75 kW
Fusing	16 A / type C
Noise level	<70 dB
Weight (approx.)	269 kg

Optional accessory

Roll board
Item No.: TWX-ROLL



Hole adapter
Item No.: TWX93-AD



Second help-arm
Altern. No.: TWX93-H



Tyre mounting paste
Item No.: TW1530MP





Further accessories can be found at www.twinbusch.co.uk




Tyre changer

Semi-automatic Swing-arm design | **Item No.: TWX-98**

 14"-28"

 12"-26"

 max. 45"

 230 V or 400 V

Description

Our multi-talent for all standard, low profile and runflat tyres. Two help-arms for more efficiency.

Features

- 1A Quality built with CE-Certificate
- Manufactured in accordance to ISO 9001
- Mounting head can be moved to the side
- Solid construction
- Pneumatic mounting head adjustment
- Powerful bead breaker (2500 kg)
- Self centering 4-jaw clamping system
- Large clamping range for cars and vans (Outside 12" - 26" Inside 14" - 28")
- Integrated air booster in the clamping jaws
- Exchangeable plastic protectors for the mounting head
- High quality stainless steel components fitted inside
- Precise control block with STOP function
- Powerful electrical motor
- Clamping jaws made of special steel
- Comfortable and clear tyre inflator

Delivery contents

- Tyre changer with maintenance unit
- Air filler and lifting lever
- Bead press and edge protection
- Plastic protectors for the clamping jaws (4 pcs.)
- Plastic protectors for the mounting head (set 3 pcs.)
- Operating instructions | CE-Certificate
- *Assembly video online*
- *Product video online*



Included
Bead press and edge protection **included free of charge!**



Check our technical decision helper (on page 38) before you buy your tyre changer!

Videos

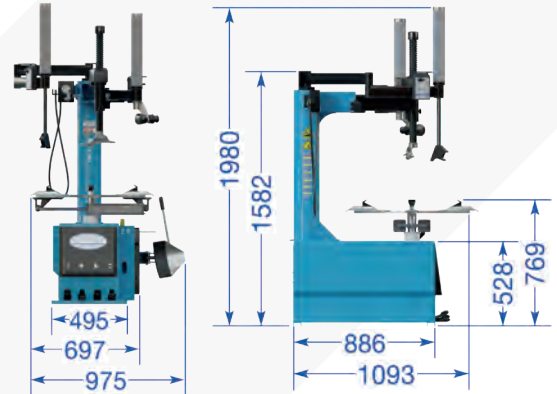
 Product video

 Assembly video





Dimensions



Delivery contents



Technical data

Outside clamping range	12" - 26"
Inside clamping range	14" - 28"
Wheel diameter (max.)	45" (1143 mm)
Wheel width (max.)	16" (406 mm)
Bead breaker force	2500 kg
Air supply	8-10 bar
Power supply	400 V or 230 V*
Motor power	0,75 / 1,1 kW
Fusing	16 A / type C
Noise level	<70 dB
Weight (approx.)	276 kg

Optional accessory

Motor bike wheel adapter
Item No.: TWX-MOTO
4 pieces in the set



Plastic- Mounting-Head
Item No.: TWX-KMK




Chain bead press
Item No.: TWX-KETTE



Bead press lockable
Item No.: TWX-WULKL



Tyre mounting paste | Item No.: TW1530MP



Further accessories can be found at www.twinbusch.co.uk

Tyre changer

Automatic | Item No.: TWX-31 / TWX-36 / TWX-36-G



Description

Tyre changer with pneumatically operated tilting column and integrated air-booster. Ideal for all standard, low profile and runflat tyres. TWX-36 with help-arm, TWX-31 without the help arm which can be added as an option at any time later.

Features

- 1A Quality built with CE-Certificate
- Manufactured in accordance to ISO 9001
- The mounting arm tilts backwards
- Solid construction | Gentle on the rims
- Pneumatically adjustable mounting head
- Powerful bead breaker (2500 kg)
- Self centering 4 jaw clamping system
- Large clamping range for cars and vans (Outside 12" - 24" Inside 14" - 26")
- Air booster integrated in the clamping jaws
- Exchangeable plastic protectors for the mounting head
- High quality stainless steel components fitted inside
- Precise control block with STOP function
- Powerful electrical motor
- Clamping jaws made of special steel

Delivery contents

- Tyre changer with maintenance unit
- Air filler and lifting lever
- Bead press and edge protection
- Plastic protectors for the mounting jaws (4 pcs.)
- Plastic protectors for the mounting head (set 3 pcs.)
- Operating instructions and CE-Certificate
- **Assembly video online | Product video online**

Choice of colour:



Included

Bead press and edge protection included free of charge!



Check our technical decision helper (on page 38) before you buy your tyre changer!

Videos



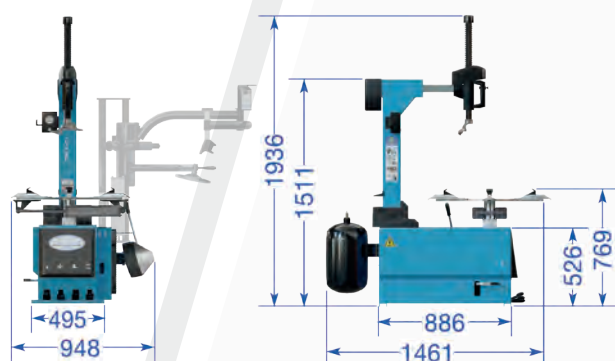
Product video
TWX-31
Assembly
video
TWX-31



Product video
TWX-36
Assembly
video
TWX-36



Dimensions



Delivery contents



Technical data

Clamping range outside	12" - 24"
Clamping range inside	14" - 26"
Wheel diameter (max.)	45" (1143 mm)
Wheel width (max.)	16" (406 mm)
Bead breaker force	2500 kg
Air supply	8-10 bar
Power supply	400 V / 3 Phase
Motor power	0,75 kW
Fusing	16 A / type C
Noise level	<70 dB
Weight (approx.)	246 / 320 kg

Optional accessory

Motor bike wheel adapter
Item No.: TWX-MOTO
4 pieces in the set



Plastic- Mounting-Head
Item No.: TWX-KMK



Chain bead press
Item No.: TWX-KETTE



Bead press lockable
Item No.: TWX-WULKL



Tyre mounting paste | Item No.: TW1530MP



Further accessories can be found at www.twinbusch.co.uk



Tyre changer - 2 Speed with WDK-certificate

Item No.: TWX-36WDK



Description

Tyre changer with pneumatic tilting mounting arm and a built-in air booster. For standard, low profile, UHP and run-flat tires. Including assistant arm. The TWX-36WDK is a tire mounting machine of a professional class, tested with the strictest WDK guidelines. The TWX-36 is characterized by many additional features, such as the assistant arm with two tyre rollers, specially shaped presses, an extra thick bead breaker, (adjustable) 2-speed rotary table (7 and 14 rpm), adjustable bead holder, bead chain, Rim flange protection and a certified WDK installation tyre lever. With the TWX-36WDK, a professional and damage free removal and installation is guaranteed.

Features

- WDK certificate | Quality workmanship
- Manufactured in accordance to ISO 9001
- 2 speed turntable (7 and 14 rpm)
- Adjustable tilting arm | Robust construction
- Tyre and rim damage free mounting according to WDK
- Pneumatic mounting head locking
- Strong bead breaking (3000 kg)
- Large clamping range 12" - 26"
- Built in Air booster to aid tyre fitting
- Changeable mounting head rim protectors
- Strong electric motor for easy tyre fitting
- High quality steel clamps for long life
- Quality controls for fine adjustment and stop function
- Stainless steel internal parts (advantage: no rust)
- Self centering 4 clamping system

Delivery contents

- Tyre changer with maintenance unit
- Air filler and tyre lever according to WDK
- Rim protector, Bead press (adjustable), Bead chain
- Bead press restrictor
- Plastic protectors for the mounting jaws (4 pcs.)
- Plastic protectors for the mounting head (set 3 pcs.)
- Operating instructions
- **Assembly video online | Product video online**



Check our technical decision helper (on page 38) before you buy your tyre changer!

Videos



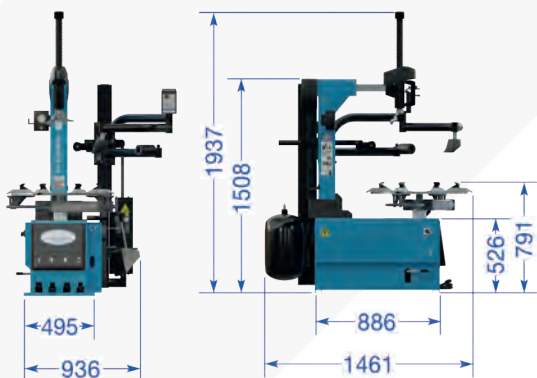
Product video



Assembly video



Dimensions



Delivery contents



Technical data

Clamping range outside	12" - 24"
Clamping range inside	14" - 26"
Wheel diameter (max.)	45" (1143 mm)
Wheel width (max.)	16" (406 mm)
Bead breaker force	3000 kg
Air supply	8-10 bar
Power supply	400 V / 3 Phase
Motor power	1,1 kW
Revolution speed	7 and 14 U/min.
Fusing	16 A / type C
Noise level	<70 dB
Weight (approx.)	360 kg

Optional accessory

Motor bike wheel adapter
Item No.: TWX-MOTO
4 pieces in the set



Plastic-Mounting-Head
Item No.: TWX-KMK



Chain bead press
Item No.: TWX-KETTE



Bead press lockable
Item No.: TWX-WULKL



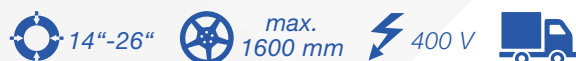
Tyre mounting paste | Item No.: TW1530MP



Further accessories can be found at www.twinbusch.co.uk

HGV tyre changer

Item No.: TWX-00T



Description

Our electro-hydraulic tyre mounting machine can be used for light and normal truck tyres as well as for agricultural or construction machine tyres up to 1600 mm wheel diameter and 700 mm wheel width.

Features

- 1A Quality built with CE-Certificate
- Manufactured in accordance to ISO 9001
- Solid construction
- Very easy handling by using control unit, joystick and foot pedals
- Self centering 4-jaw clamping system
- Electro hydraulic clamping system
- Clamping jaws made of special steel
- Mounting arm can be rotated and extended on the slide as well as hydraulically raised, lowered and moved
- Safe clamping of the rim
- Powerful electrical motor high-quality control device for gentle control
- Powerful drive motor with 1,5 kW and 1,8 kW power

Delivery contents

- HGV tyre changing machine
- Control unit / Joystick
- Air filler | Lifting lever
- Operating instructions
- CE-Certificate
- *Assembly video online*
- *Product video online*



Videos



Product
video




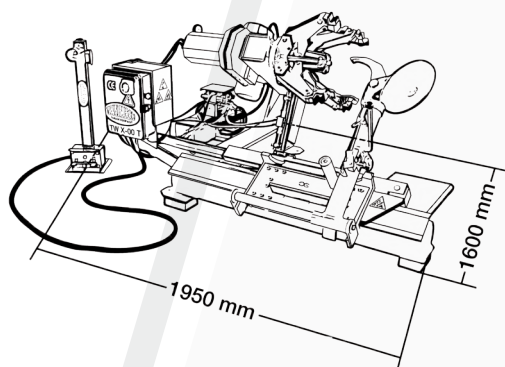
Assembly
video



Dimensions

Delivery contents

Technical data



Clamping range outside	14" - 26"
Wheel diameter (max.)	1600 mm
Wheel width (max.)	700 mm
Wheel width (max.)	500 kg
Power supply	400 V / 3 Phase
Motor power	1,5 kW / 1,8 kW
Weight (approx.)	670 kg

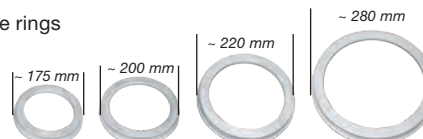
Optional accessory

Aluminium clamping claws for HGV Tyre changer
Item No.: TWX00T-KSCH

4 pieces in the set



A set of 4 different protective rings
for truck tyre changers
Item No.: TWX00T-R
4 pieces in the set



Further accessories can be found at www.twinbusch.co.uk



HGV tyre changer

Item No.: TWX-60T



14"-42"max.
2300 mm400 V

Description

Our large electro-hydraulic tyre mounting machine can be used for light and normal truck tyres as well as agricultural or construction machine tyres up to 2300 mm wheel diameter and 980 mm wheel width.

Features

- 1A Quality built with CE-Certificate
- Manufactured in accordance to ISO 9001
- Solid construction
- High quality hydraulic control block
- Very easy handling by using control unit, joystick and foot pedals
- Self centering 4-jaw clamping system
- Electro hydraulic clamping system
- Clamping jaws made of special steel
- Mounting arm can be rotated and extended on the slide as well as hydraulically raised, lowered and moved
- Safe clamping of the rim
- Powerful electrical motor
- High-quality control device for gentle control
- Powerful drive motor with 2,2 kW power
- Flexible bead breaker on mounting arm

Delivery contents



- HGV tyre changing machine
- Maintenance unit / Joystick
- Air filler | Lifting lever, Bead press
- Operating instructions | CE-Certificate
- *Assembly video online*
- *Product video online*



Videos




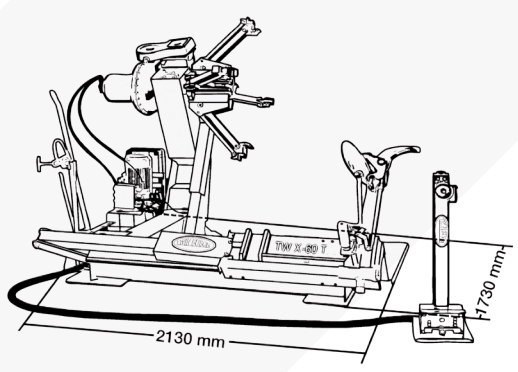
Product
videoAssembly
video



Dimensions

Delivery contents

Technical data



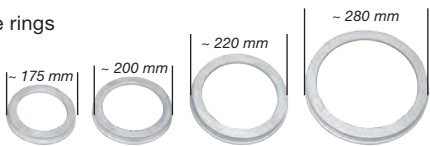
Clamping range outside	14" - 42"
Wheel diameter (max.)	2300 mm
Wheel width (max.)	980 mm
Wheel weight (max.)	1200 kg
Power supply	400 V / 3 Phase
Motor power	2 x 2,2 kW
Weight (approx.)	867 kg

Optional accessory

Aluminium clamping claws for HGV Tyre changer
Item No.: TWX00T-KSCH 4 pieces in the set



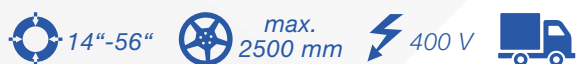
A set of 4 different protective rings for truck tyre changers
Item No.: TWX00T-R 4 pieces in the set



Further accessories can be found at www.twinbusch.co.uk

HGV tyre changer

Item No.: TWX-80T



Description

Our largest electro-hydraulic tyre mounting machine can be used for light and normal truck tyres as well as agricultural or construction machine tyres up to 2500 mm wheel diameter and 1200 mm wheel width.

Features

- 1A Quality built with CE-Certificate
- Manufactured in accordance to ISO 9001
- Solid construction
- Very easy handling by using control unit, joystick and foot pedals
- Self centering 4-jaw clamping system
- Electro hydraulic clamping system
- Clamping jaws made of special steel
- Electrohydraulic control unit with two speeds for faster work with mounting arm and clamping device
- Mounting arm can be rotated and extended on the slide as well as hydraulically raised, lowered and moved
- Safe clamping of the rim
- Powerful 2-speed electric motor for normal and reverse operation with 4 & 8 rpm
- High-quality control device for gentle control
- Powerful drive motor with 2 x 3 kW power

Delivery contents

- HGV tyre changing machine
- Maintenance unit / Joystick
- Jaw clamp extension
- Air filler | Lifting lever, Bead press
- Operating instructions | CE-Certificate
- *Assembly video online | Product video online*



Videos



Product
video



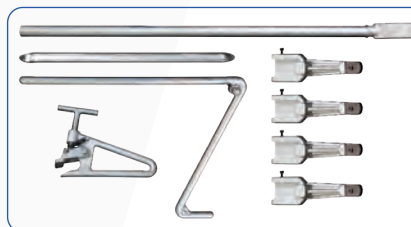
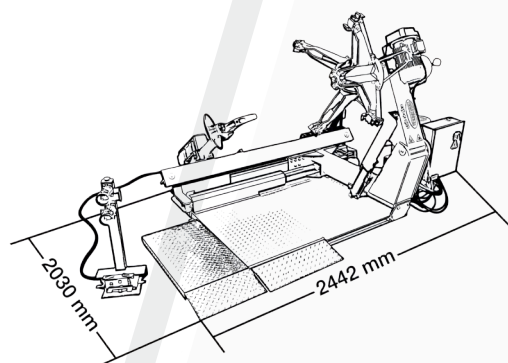
Assembly
video



Dimensions

Delivery contents

Technical data



Clamping range outside	14" - 56"
Wheel diameter (max.)	2500 mm
Wheel width (max.)	1200 mm
Wheel weight (max.)	2200 kg
Power supply	400 V / 3 Phase
Motor power	2 x 3 kW
Weight (approx.)	1060 kg

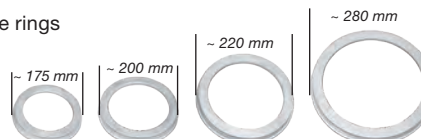
Optional accessory

Aluminium clamping claws for HGV Tyre changer
Item No.: TWX00T-KSCH

4 pieces in the set



A set of 4 different protective rings
for truck tyre changers
Item No.: TWX00T-R
4 pieces in the set



Further accessories can be found at www.twinbusch.co.uk

Accessories for Tyre changer



Chain bead press
Item No.: TWX-KETTE

- Holds the rim in 4 positions
- For comfortable mounting



HGV adapter
Item No.: TWX-LLKW

- Enables rim clamping with large middle holes
- Fits the TWX-93



Fast changing system
Item No.: TWX-SWS

- Changeable mounting head
- Fits TWX-11, X-93, X-98, X-31 and X-36



Roll board (for all tyre changers)
Item No.: TWX-ROLL

- Easy to use
- Quick fitting
- Solid construction



Second help arm
Item No.: TWX93-H

- Fits the TW X-93



Bead press
Item No.: TWX-WUL

- A major help for wide rims or a hard bead



Motorcycle mounting head
Item No.: E-RMO0070

- For motorcycle wheels



3, 4 and 5 hole adapter
Item No.: TWX93-AD

- Adapter for French wheels (3, 4 and 5 holes)
- Universally adjustable for all bolt circles
- Fits the TWX-93



Rim edge protector
Item No.: TWX-KKS

- Is used to protect the edge of the rim when mounting tyres



Bead press lockable
Item No.: TWX-WULKL

- For UHP – and runflat tyres
- 20 mm extension included
- Screwable



Plastic mounting head
Item No.: TWX-KMK

- Protection for alloy rims



Motorcycle-adapter and large rim adapter | Item No.: TWX-MOTO

- For clamping motorcycle wheels or increasing the clamping range



Plastic claw protection for TW X-610 (set of 4)
Item No.: TWX-KSCH610

- For safe clamping of alloy wheels



Plastic claw protectors with Grip-Clamp (Set of 4) | Item No.: E-RMO0006

- Protects your wheels from scratches. A small rubber inserts ensures the wheel is securely located.
- Does not fit the TWX-610



100%
Silicone
free


Original TWIN BUSCH
Tyre mounting wax (3 kg)
Item No.: TW1530MP

- For any tyre types
- Preserves, maintains and aids tyre changing



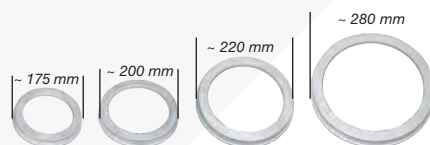
Tyre brush / Industrial paste
Item No.: TW1530

- For applying tyre pastes and creams
- Coconut hair mix
- Steel ring
- 30mm wooden handle with a 60mm brush head



Aluminium clamping claws for HGV Tyre changers
Item No.: TWX00T-KSCH

- For damage free tyre changing (1 Set = 4 pcs)



A set of 4 different protective rings for truck tyre changers
Item No.: TWX00T-R

- These rings protect the the steel or aluminium wheel from damage by the claws
- The set includes four different size rings (175 mm, 200 mm, 220 mm and 280 mm), ensuring a correct fit on all wheels
- Suitable for TWX-00T, TWX-60T and TWX-80T



Air-booster
Item No.: TWX-BOOST

- Large 20-liter-tank
- 2 m hose
- Shut off and safety valve



Motor bike wheel adapter
Item No.: TWX610-MOTO

- For clamping motorcycle wheels or increasing the clamping range
- Suitable for TWX-610



Automatic mounting head
Item No.: TWX-AMK

- Upgrade your TW X-36
- Ease tyre fitting, especially with hard wall tyres like Run Flat tyres (without the use of a tyre lever)



Plastic protector Form 3
Item No.: E-RMO0002

- To protect alloy wheels



Plastic protector Form 7
Item No.: E-RMO0003

- To protect alloy wheels



Plastic protector Form 8
Item No.: E-RMO0004

- To protect alloy wheels

Further accessories for your tyre changer can be found at www.twinbusch.co.uk

All Twin Busch wheel balancers comply with the latest standards and test guidelines and are designed for professional wheel balancing. Furthermore, all wheel balancers are designed for high load capacity and long life. High-precision measuring electronics always ensure fast and accurate work.

Our product range includes 7 car and transporter wheel balancing machines as well as the TWF-50T as a truck wheel balancing machine. Basic differences of our wheel balancer models can be found below.

Online
video
adviser



Page 50 — TWF-100

The **TWF-100** is a perfect basic model (hand-operated) and is also perfect for very limited space. It has a handbrake for locking the shaft when wheel mounting, balancing and braking. The balancing accuracy is, as with all our wheel balancers, 1g. Furthermore, like all our wheel balancers, the **TWF-100** has a static and dynamic balancing program for car and motorcycle wheels.



Page 51 — TWF-150

The **TWF-150** is our basic model and is perfectly suited for small and normal volume. The balancing accuracy is, as with all our wheel balancers, 1g. Furthermore, like all our wheel balancers, the **TWF-150** has a static and dynamic balancing program for car and motorbike wheels. In addition, the **TWF-150** and the **TWF-00** have a manual measuring program, which ensures high balancing accuracy. In addition, the **TWF-150** has the same software as the **TWF-00**.

Page 52-55 — TWF-00 | TWF-23 | TWF-95 | TWF-96 | TWF-96-G



Our **TWF-00**, like our **TWF-23**, **TWF-95** and **TWF-96**, has a larger housing than our **TWF-150**. The **TWF-00** has an extremely long drive shaft of 255 mm, which is advantageous for wide tyres. The shaft diameter of the **TWF-00**, **TWF-23**, **TWF-95** and **TWF-96** is 40 mm, while the shaft diameter of the **TWF-150** is 36 mm. In addition, the main bearings of the **TWF-00**, **TWF-23**, **TWF-95** and **TWF-96** have a larger diameter. The **TWF-23**, **TWF-95** and **TWF-96** have an automatic programme recognition and semi-automatic value reading, which allows fast working at high throughput. Furthermore, the **TWF-23**, **TWF-95** and **TWF-96** have a foot brake to fix the shaft during wheel clamping or unbalance correction. The **TWF-95** and **TWF-96** have very extensive equipment with 2 electric feeler arms for rim distance, rim width and rim diameter. In addition, an LED light illuminates the rim for better visibility. In addition, the **TWF-95** and **TWF-96** have a laser position system for precise application of adhesive weights at 6 o'clock and 12 o'clock position (also possible at 12 o'clock position without laser). The large TFT monitor ensures good readability and visibility of the values. The **TWF-96** also has pneumatic wheel tensioning. With the **TWF-96-G** model, we also offer an anthracite grey (RAL 7016) version.



Page 56 — TWF-50T

The **TWF-50T** is our wheel balancing machine for truck and light truck wheels, in addition, the balancing of car wheels is also possible. This has a wheel lift, a parking brake pedal and a high maximum wheel weight of 165 kg.

	TWF-100	TWF-150	TWF-00	TWF-23	TWF-95	TWF-96	TWF-50T
Wheel width	1,5" - 20"	1,5" - 20"	1,5" - 20"	1,5" - 20"	1,5" - 20"	1,5" - 20"	1,5" - 20"
Wheel diameter	10" - 24"	10" - 24"	10" - 24"	10" - 24"	10" - 24"	10" - 24"	10" - 24"
Wheel weight max.	65 kg	65 kg	65 kg	65 kg	65 kg	65 kg	165 kg
Wheel center hole	36 - 105 mm	36 - 105 mm	40 - 135 mm	40 - 135 mm	40 - 135 mm	40 - 135 mm	40 - 280 mm
Shaft diameter	36 mm	36 mm	40 mm	40 mm	40 mm	40 mm	40 mm
Drive shaft length	205 mm	225 mm	255 mm	255 mm	255 mm	255 mm	300 mm
Measuring tolerance	+/- 1 g	+/- 1 g	+/- 1 g	+/- 1 g	+/- 1 g	+/- 1 g	+/- 1 g
Measuring time	8 sec.	4 - 7 sec.	4 - 7 sec.	4 - 7 sec.	4 - 7 sec.	4 - 7 sec.	8 sec.
Power supply	12 V / 230 V	230 V	230 V	230 V	230 V	230 V	400 V
Noise level	<70 dB	<70 dB	<70 dB	<70 dB	<70 dB	<70 dB	<70 dB
Weight	69 kg	92 kg	122 kg	123 kg	130 kg	140 kg	293 kg
Brake	Handbrake	No	No	Foot brake	Foot brake	Foot brake	Foot brake
Laser positioning system	No	No	No	No	Yes	Yes	No
Rim clamping	Manual	Manual	Manual	Manual	Manual	Autom.	Manual
LED light	No	No	No	No	Yes	Yes	No
Perfect for cars	Yes	Yes	Yes	Yes	Yes	Yes	Yes
Perfect for light HGW	Yes	Yes	Yes	Yes	Yes	Yes	Yes
Perfect for HGW	No	No	No	No	No	No	Yes
Program for motor bike rims	Yes	Yes	Yes	Yes	Yes	No	No
Motorbike adapter available	Yes	Yes	Yes	Yes	Yes	No	No
Adapter for centerless rims	Yes	Yes	Yes	Yes	Yes	No	No
Self calibration program	Yes	Yes	Yes	Yes	Yes	Yes	Yes
Measurement input	Manual	Manual	Manual	With 1 measuring arm	With 2 measuring arms	With 2 measuring arms	Manual



Wheel balancer hand operated | Item No.: TWF-100

 10"-24"  230 V
and
12 V



TWX-610 + TWF-100
also available as a set!



**Only suitable for
our tyre changer
TWX-610!**

Please consult our technical
decision-maker (on page 49) before
purchasing your wheel balancer (s)!

Description

The TWF-100 is a perfect basic model that complements our tyre mounting machine TWX-610 with a wheel balancer (hand operated) in a top price-performance ratio. It is perfect for limited space. Handbrake for fixing the shaft during wheel mounting, balancing and braking. Power supply: 220 V and 12 V connection. Easy to use and innovative, space-saving design. **Only suitable for our tyre changer TWX-610.**

Features

- 1A Quality built with CE-Certificate
- Manufactured in accordance to ISO 9001
- Automatic balancing, manual wheel braking
- Handbrake for fixing the shaft during wheel mounting, balancing and braking
- Easy handling
- Solid construction
- Digital display
- Static and dynamic balancing
- Various programs selectable: Normal / Static / Alu1, Alu2, Alu3, Alu-S / Motorcycle etc.
- Integrated calibration and self-diagnostic program
- *Optional: Motorcycle adapter, diverse vehicle adapter*

Delivery contents



- Wheel balancer TWF-100
- Centering cones (4 pcs.) gauge, weight pliers
- Quick release nut, Pressure cup, Rubber lip
- Calibration weight | English instruction manual
- CE-Certificate
- **Assembly video online | Product video online**

Videos

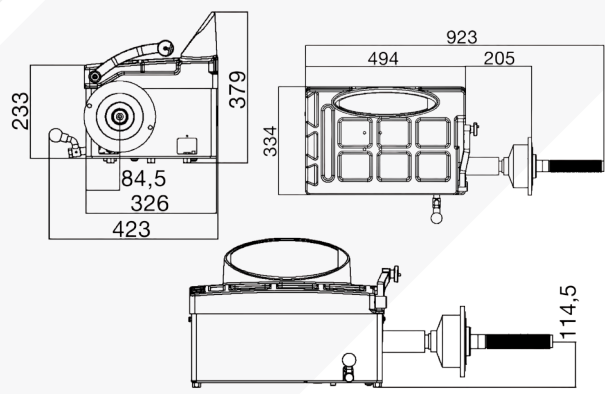


Product
video


Assembly
video



Dimensions



Delivery contents



Technical Data

Wheel width	1,5" - 20"
Wheel diameter	10" - 24"
Wheel weight (max.)	65 kg
Wheel center hole	36-105 mm
Measuring time (approx.)	8 sec.
Power supply	12 V and 230 V
Fusing	16 A / type C
Noise level	< 70 dB
Weight (approx.)	69 kg

Optional accessory

Motorcycle adapter
Item No.: TWF-MOTO



Self adhesive
balance
weights
Item No.:
TWF-KG



Further accessories can be found at www.twinbusch.co.uk

Basic-Line Wheel balancer

Item No.: TWF-150



Description

Semi automatic Tyre Balancer,
the perfect starter model.
Easy to use and innovative design.

Features

- 1A Quality built with CE-Certificate
- Manufactured in accordance to ISO 9001
- TOP-Design
- Easy handling
- Solid construction | Digital display
- Automatic measurement with wheel braking
- Static and dynamic balancing
- Several available programs
Normal / Static / Alu1, Alu2, Alu3, Motorcycle etc.
- Integrated calibration and self-diagnostic program
- Quick release nut $\varnothing = 36$ mm
- Side holder for centering cones and gauge
- *Optional: Motorcycle adapter, diverse vehicle adapter*

Delivery contents

- Wheel balancer TWF-150
- Centering cones (4 pcs.) gauge, weight pliers
- Quick release nut, Pressure cup, Rubber lip
- Calibration weight
- English instruction manual
- CE-Certificate
- *Assembly video online*
- *Product video online*



Please consult our technical decision-maker
(on page 49) before purchasing your
wheel balancer (s)!



Videos




Product
video


Assembly
video



Dimensions



Delivery contents



Technical data

Wheel width	1,5" - 20"
Wheel diameter	10" - 24"
Wheel weight max.	65 kg
Wheel center hole	36-135 mm
Measuring tolerance	+/- 1 g
Measuring time (approx.)	4-7 sec.
Power supply	230 V~
Fusing	16 A / type C
Noise level	< 70 dB
Weight (approx.)	92 kg

Optional accessory

Motorcycle adapter
Item No.: TWF-MOTO



Universal flange-adapter
Item No.: TWF-AD



4-hole-adapter
Item No.: TWF-AD4L



Light truck and transporter adapter
Item No.: TWF-TRANS36



Self adhesive
balance
weights
Item No.: TWF-KG



Further accessories can be found at www.twinbusch.co.uk



Wheel balancer Item No.: TWF-00

10"-24" 230 V



Description

Wheel balancer (semi-automatic).
Best value for money in professional quality.
High operating comfort and innovative design are features of our popular model.

Features

- 1A Quality built with CE-Certificate
- Manufactured in accordance to ISO 9001
- TOP-Design
- Easy handling
- Solid construction
- Digital display
- Static and dynamic balancing
- Several available programs
Normal / Static / Alu1, Alu2, Alu3, Motorcycle etc.
- Integrated calibration and self-diagnostic program
- Quick release nut Ø = 40 mm
- Side holder for centering cones and gauge
- *Optional: Motorcycle adapter, diverse vehicle adapter*

Delivery contents

- Wheel balancer TWF-00
- Centering cones (4 pcs.) gauge, weight pliers
- Quick release nut,
- Pressure cup, Rubber lip
- Calibration weight
- English instruction manual | CE-Certificate
- *Assembly video online*
- *Product video online*

Please consult our technical decision maker (on page 49) before purchasing your wheel balancer (s)!

Videos




Product video



Assembly video



Dimensions



Delivery contents



Technical Data

Wheel width	1,5" - 20"
Wheel diameter	10" - 24"
Wheel weight max.	65 kg
Wheel center hole	40-135 mm
Measuring tolerance	+/- 1 g
Measuring time (approx.)	4-7 sec.
Power supply	230 V~
Fusing	16 A / type C
Noise level	< 70 dB
Weight (approx.)	122 kg

Optional accessory

Motorcycle adapter
Item No.: TWF-MOTO



Universal flange-adapter
Item No.: TWF-AD




4-hole-adapter
Item No.: TWF-AD4L



Light truck and transporter adapter
Item No.: TWF-TRANS40



Self adhesive balance weights
Item No.: TWF-KG



Further accessories can be found at www.twinbusch.co.uk

Wheel balancer

Item No.: TWF-23

10"-24" 230 V

Description

Automatic tyre balancing machine. TOP professional quality at an affordable price. Equipped with electric automatic probe arm for measuring rim distance and rim diameter. Automatic recognition of the balancing programs Normal and Alu-S). Large digital 7.5 inch display.

Features

- 1A Quality built with CE-Certificate
- Manufactured in accordance to ISO 9001
- Top design and robust technology
- Digital display 7.5 inches | Foot brake
- Automatic measurement with wheel braking
- Static and dynamic balancing
- Several available programs Normal / Static / Alu1, Alu2, Alu3, Alu-S / Motorcycle etc.
- Integrated calibration and self-diagnostic program
- Quick release nut $\varnothing = 40$ mm
- Side holder for centering cones and gauge
- *Optional: Motorcycle adapter, diverse vehicle adapter*

Delivery contents

- Wheel balancer TWF-23
- Centering cones (4 pcs.) gauge, weight pliers
- Quick release nut, Pressure cup, Rubber lip
- Calibration weight
- English instruction manual | CE-Certificate
- *Assembly video online*
- *Product video online*

Please consult our technical decision-make (on page 49) before purchasing your wheel balancer (s)!



Videos



Product video


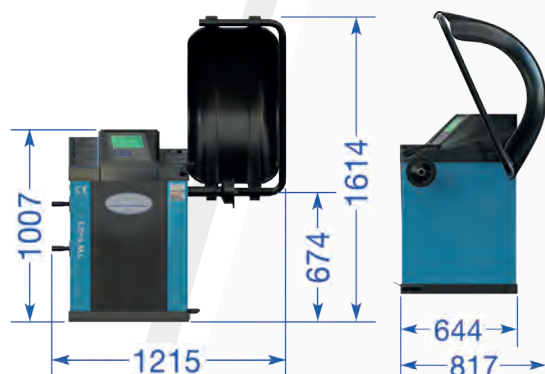
Assembly video



Dimensions

Delivery contents

Technical data



Wheel width	1,5" - 20"
Wheel diameter	10" - 24"
Wheel weight max.	65 kg
Wheel center hole	40-135 mm
Measuring tolerance	+/- 1 g
Measuring time (approx.)	4-7 sec.
Power supply	230 V~
Fusing	16 A / type C
Noise level	< 70 dB
Weight (approx.)	123 kg

Optional accessory

Motorcycle adapter
Item No.: TWF-MOTO



Universal flange-adapter
Item No.: TWF-AD



4-hole-adapter
Item No.: TWF-AD4L



Light truck and transporter adapter
Item No.: TWF-TRANS36



Self adhesive balance weights
Item No.: TWF-KG



Further accessories can be found at www.twinbusch.co.uk

Wheel balancer Item No.: TWF-95



Description

Automatic wheel balancer for professional use with laser positioning system and LED light. Equipped with TFT colour monitor and 2 electronic sensor arms for rim width and diameter measurement as well as an automatic program detection (Normal and Alu-S). New: The TWF-95 has a laser positioning system for precise positioning of adhesive weights at 6 o'clock position (also possible at 12 o'clock position without laser). LED light for better visibility. The TWF-95 has a 40 mm shaft and an extended wheel mount for wide rims, e.g. Porsche, SUV, etc. In addition, the machine is fitted with a foot brake for fixing the shaft when attaching weights. Help functions are displayed on the monitor. Measuring arm with optical / acoustic operator guidance.

Features

- 1A Quality built with CE-Certificate
- Manufactured in accordance to ISO 9001
- Laser positioning system at 6 o'clock position
- LED light for better visibility
- Splitting programme enables the precise placement of hidden weights, behind the spokes | Measuring arm for accurate rim data
- Foot brake to fix the shaft when working | Static and dynamic balancing
- Large TFT-Colour monitor | 40 mm shaft for precise balancing
- 255 mm long shaft for wide wheels | Electronic sensor arm
- Automatic measurement and wheel brake
- Several available programs Normal / Static / Alu1, Alu2, Alu3 Motorcycle etc.
- Integrated calibration and self-diagnostic program
- Menu Languages: German, English, Spanish, French, Portuguese, Dutch, Italian, Swedish, Hungarian and Polish
- *Optional: Motorcycle adapter, diverse vehicle adapter*

Delivery contents

- Wheel balancer TWF-95
- Centering cones (4 pcs.), gauge and weight calipers
- Quick-release nut, Pressure cup, Rubber lip, Calibration weight
- English instruction manual and CE-Certificate
- *Assembly video online | Product video online*

Videos

Please consult our technical decision-maker (on page 49) before purchasing your wheel balancer (s)!




Product
video



Assembly
video



Dimensions



Delivery contents



Technical Data

Wheel width	1,5" - 20"
Wheel diameter	10" - 24"
Wheel weight max.	65 kg
Wheel center hole	40-135 mm
Measuring tolerance	+/- 1 g
Measuring time (approx.)	4-7 sec.
Power supply	230 V~
Fusing	16 A / type C
Noise level	< 70 dB
Weight (approx.)	130 kg

Optional accessory

Motorcycle adapter
Item No.: TWF-MOTO



Universal flange-adapter
Item No.: TWF-AD



4-hole-adapter
Item No.: TWF-AD4L



Light truck and transporter adapter
Item No.: TWF-TRANS36



Self adhesive
balance
weights
Item No.: TWF-KG



Further accessories can be found at www.twinbusch.co.uk

Wheel balancer

Item No.: TWF-96 / TWF-96-G



Description

Automatic tyre balancer. For professional work with automatic pneumatic wheel clamping, laser position system and LED light. Equipped with TFT colour screen and 2 electric sensor arms for rim distance, rim width and rim diameter as well as automatic recognition of the balancing programmes (Normal and Alu-S). Fast and comfortable work due to pneumatic wheel clamping. The TWF-96 has a laser position system for precise application of adhesive weights at 6 o'clock position (also possible at 12 o'clock position without laser). Furthermore, there is an LED light for better visibility. The TWF-96 has a 40 mm shaft and an extended wheel holder for better balancing of wide tyres, e.g. Porsche, SUV, etc. Furthermore, the machine has a foot brake to fix the shaft during wheel clamping or unbalance correction. Help functions are shown on the display. Touch arm with optical/acoustic operator guidance.

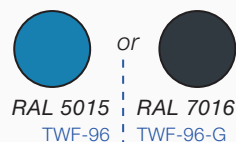
Features

- 1A Quality built with CE-Certificate | Manufactured in accordance to ISO 9001
- Laser positioning system at 6 o'clock position
- LED light for better visibility
- Splitting programme enables the precise placement of hidden weights, behind the spokes | Measuring arm for accurate rim data
- Foot brake to fix the shaft when working | Static and dynamic balancing
- Large TFT-Colour monitor | 40 mm shaft for precise balancing
- 255 mm long shaft for wide wheels | Electronic sensor arm
- Automatic measurement and wheel brake
- Several available programs Normal / Static / Alu1, Alu2, Alu3 Motorcycle etc.
- Integrated calibration and self-diagnostic program
- Menu Languages: German, English, Spanish, French, Portugese, Dutch, Italian, Swedish, Hungarian and Polish

Delivery contents

- Wheel balancer TWF-96
- Centering cones (4 pcs.), gauge and weight calipers
- Quick-release nut, Pressure cup, Rubber lip, Calibration weight
- English instruction manual and CE-Certificate
- **Assembly video online** | **Product video online**

Choice of colour:



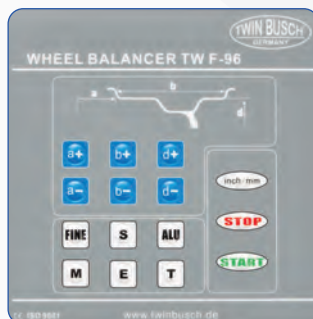
Please consult our technical decision-maker (on page 49) before purchasing your wheel balancer (s)!

Videos



Product video


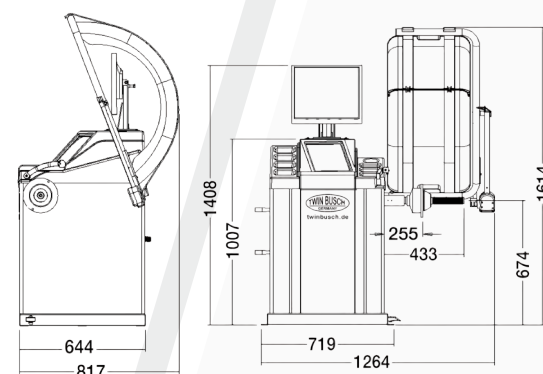
Assembly video



Dimensions

Delivery contents

Technical data



Wheel width	1,5" - 20"
Wheel diameter	10" - 24"
Wheel weight max.	65 kg
Wheel center hole	40-135 mm
Measuring tolerance	+/- 1 g
Measuring time (approx.)	4-7 sec.
Power supply	230 V~
Fusing	16 A / type C
Noise level	< 70 dB
Weight (approx.)	140 kg

Optional accessory

Light truck and transporter adapter
Item No.: TWF-TRANS36



Self adhesive balance weights
Item No.: TWF-KG



Further accessories can be found at www.twinbusch.co.uk



HGV wheel balancer

Item No.: TWF-50T



- Included with the machine:
- Cone 1: 46 - 82 mm
 - Cone 2: 72 - 128 mm
 - Cone 3: 120 - 155 mm and 150 - 165 mm
 - Cone 4: 210 - 220 mm and 220 - 230 mm
 - Cone 5: 275 - 290 mm

Description

Professional wheel balancer for trucks. Equipped with a pneumatic wheel lifter, ideal for heavy wheels and a foot pedal brake. It is also possible to balance car and transporter wheels.

Features

- 1A Quality built with CE-Certificate
- Manufactured in accordance to ISO 9001
- Measured values are shown when the wheel brake
- Large LED display
- Various programs available: dynamic, static and aluminium
- Integrated calibration and self-diagnostic program
- Easy to use keyboard
- Special clamp for HGV wheels
- Side holder for the gauge and centering cones
- Side holder for centering cones and gauge

Delivery contents

- Wheel balancer
- Centering cones (4 pcs.)
- Gauge and weight calipers
- Quick release nut
- Pressure cup, Rubber lip
- Calibration weight
- English instruction manuals
- *Assembly video online*
- *Product video online*

Videos

Please consult our technical decision-maker (on page 49) before purchasing your wheel balancer (s)!



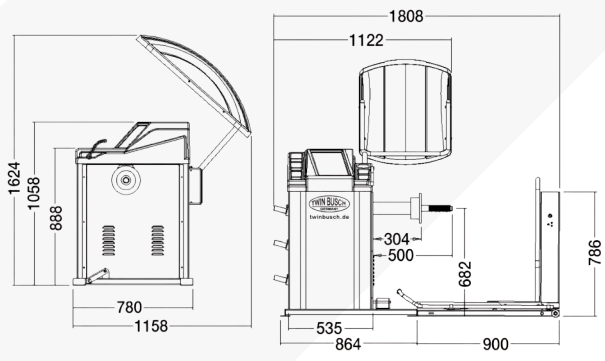
Product video



Assembly video



Dimensions



Delivery contents



Technical Data

Wheel width	1,5" - 20"
Wheel diameter	13" - 24"
Wheel weight (max.)	165 kg
Measuring time (approx.)	8 sec.
Power supply	400 V / 3 Phase
Noise level	< 70 dB
Weight (approx.)	293 kg

Optional accessory

Set of 3 centralising flanges
Item No.: TWF-ADLKW
Adapter 1: 4x 275 mm / 4x 285 mm
Adapter 2: 5x 225 mm / 5x 286 mm / 5x 325 mm
Adapter 3: 280 mm diameter disc



Further accessories can be found at www.twinbusch.co.uk

Computerized wheel alignment

Item No.: TW115

Description

Computerized wheel alignment system.
Easy to operate with user friendly software. Integrated car database. Menu in many languages. Large display and wireless data transfer via Bluetooth.

Features

- 1A Quality built with CE-Certificate
- Manufactured in accordance to ISO 9001
- Software in German, English, Spanish, French, Romanian, Dutch, Turkish and many more!
- Measuring system with 8 CCD sensors wireless (Bluetooth)
- Easy to operate
- LED display for camber and toe
- Measurement range up to $\pm 14^\circ$
- Accuracy of measurement up to $\pm 0,01^\circ$
- Measuring head with wheel clamps
- User friendly software with extensive car database

Delivery contents

- Mobile cabinet with PC (Windows 10)
- 4 measuring heads with charging cable
- Monitor
- Wheel alignment software
- Extensive car database
- Detailed manual
- Printer (optional)
- Commissioning online
- Product video online



Online
video
adviser



Included

Including new PC
(Windows 10)



Videos



Product
video

Com-
missioning

3D wheel aligner (4 high speed camera systems)

Item No.: TW316

Description

The TW316 is a 3D wheel aligner with a high-speed moving camera system with 4 cameras.

With this system we offer the possibility for workshops to measure and adjust cars accurately and efficiently.

Electric lifting device for camera carrier with Follow-Me function. Step-by-step operation of the software with graphic indicator for further procedure. The 3D measuring system enables fast/exact recording of the vehicle's ACTUAL values. The measurement and adjustment can be done at any desired height of the lift.


The TW316 system determines and calculates the following axle parameters on the vehicle: front axle single toe and total toe incl. toe-in curve, camber, caster, spread, included angles. Rear axle single toe and total toe, camber. Furthermore wheelbase, wheel offset, track width, axle offset. Database with wheel alignment parameters for more than 20,000 vehicle types. It is possible to enter your own data into the database.

Features


- 1A Quality built with CE-Certificate
- Manufactured in accordance to ISO 9001
- With English language software
- Measuring with 2 high speed camera systems
- Simple to use
- Measurement range up to $\pm 18^\circ$
- Accuracy of measurement up to $\pm 0,01^\circ$
- Wheel diameters: 22 cm - 60 cm (9" to 24")

Delivery contents

- Mobile cabinet with PC (Windows 10)
- 3D wheel aligner, Monitor | Printer (optional)
- Wheel aligner software, Vehicle databank
- Brake pedal locking bar, Steering wheel locking bar
- 2 x turntables



Product
video





Car turntable for above-floor installation incl. ramps

Item No.: TWCTT-450R



Description

With our TWCTT-450R parking and car turntable, the vehicle can be easily turned on its own axis while stationary in tight and limited access and exit areas. In other words, simply drive up, turn to the desired position by remote control and drive off. This results in the following application examples; courtyard entrances, hotels, underground car parks, residential buildings, office and commercial buildings, car dealerships, car hire, multi-storey car parks, installation in front of individual garages and much more. The TWCTT-450R is also perfect for the presentation of vehicles, e.g. in car dealerships on site or for online car dealerships to create photos (360° panoramic views). It can be controlled very conveniently via a remote control, but can also be operated directly on the control unit. With a diameter of 450 cm, the parking and car turntable is also suitable for medium-sized vans such as the MB Sprinter (standard) or large SUVs. The entire substructure is hot-dip galvanised, making the turntable suitable for outdoor use. The turntable is covered with anti-slip chequer plate panels.

Features

- 1A Quality
- Manufactured in accordance to ISO 9001
- Diameter 450 cm also for medium-sized vans
- Hot-dip galvanised construction
- Included - chequer plate panels as decking
- Control via control box and radio remote control
- 4 Powerful electric motors for forward and return flow
- 8 segments
- High-quality Schneider electronics



Delivery contents

- Car turntable incl. ramps
- English instruction manuals
- CE-Certificate

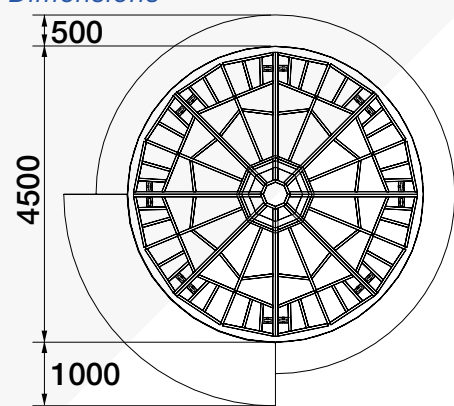
Videos



Product video
Assembly video



Dimensions



Technical Data

Diameter turntable	4500 mm
Load capacity	3000 kg
Drive-on height	175 mm
Power supply	400 V / 3 Phase
Motor power	0,75 kW
Fusing	16 A / type C
Weight (approx.)	1470 kg

Car turntable for underfloor installation

Item No.: TWCTT-450

Description

With our TWCTT-450 parking and car turntable, the vehicle can be easily turned on its own axis while stationary in tight and limited access and exit areas. Simply drive up, turn to the desired position by remote control and drive off. This results in the following application examples; courtyard entrances, hotels, underground car parks, residential buildings, office and commercial buildings, car dealerships, car hire, multi-storey car parks, installation in front of individual garages and much more. The TWCTT-450 is also perfect for the presentation of vehicles, e.g. in car dealerships on site or for online car dealerships to create photos (360° panoramic views). It is controlled very conveniently via a remote control by radio, but can also be operated directly on the control unit. With a diameter of 450 cm, the parking and car turntable is also suitable for medium-sized vans such as the MB Sprinter (standard) or large SUVs. The entire substructure is hot-dip galvanised, making the turntable suitable for outdoor use. The turntable is covered with anti-slip chequer plate panels. The parking and car turntable is installed flush with the ground; drive-on ramps for above-ground installation are available as an option.

Features

- 1A Quality
- Manufactured in accordance to ISO 9001
- Diameter 450 cm also for medium-sized vans
- Hot-dip galvanised construction
- Included - chequer plate panels as decking
- Control via control box and radio remote control
- 4 Powerful electric motors for forward and return flow
- 8 segments
- High-quality Schneider electronics

Delivery contents

- Car turntable
- English instruction manuals
- CE-Certificate




Videos

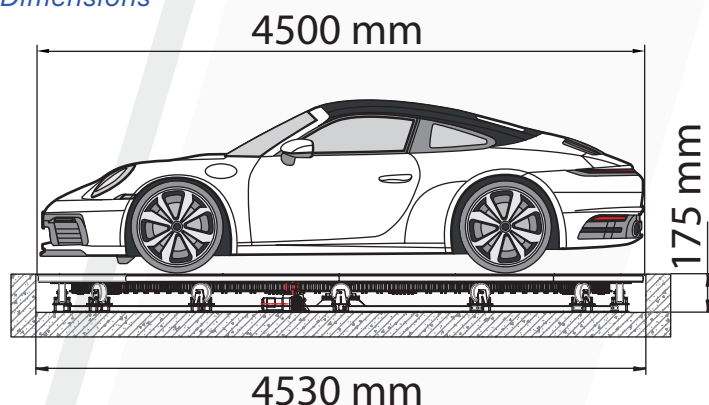


Product
video

Assembly
video



Dimensions



Technical Data

Diameter turntable	4500 mm
Load capacity	3000 kg
Drive-on height	175 mm
Power supply	400 V / 3 Phase
Motor power	0,75 kW
Fusing	16 A / type C
Weight (approx.)	2083 kg



Mobile Bluetooth Diagnosis system

Item No.: TWDT-10



Description

The mobile vehicle diagnostic tester TWDT-10 with menu navigation in English, French, German, Spanish and other languages. TWDT-10 supports functions and protocols of OBD II-diagnostics. Therefore sensor diagnostics, electric diagnostics, actuator diagnostics, component- as well as system diagnostics will be supported (Functions depend on vehicle manufacturers). A maintenance menu with quick access to different maintenance options as CVT, DPF, EPB, SAS, TPMS, TPS, Oil Reset, Odometer and much more. The comfortable colour-touchscreen guarantees an intuitive operation. With the diagnostic-box (VCI) the read-out data will be sent by bluetooth to the main device, guarantees absolute mobility. Easy updates with online update-tool, 3 years included with purchase.

Features

- Top quality
- Menu navigation in English, French, German, Spanish and other languages (error codes in English and German)
- Dust- and waterproof according IP 67, shock absorbing case
- Adjustable retaining strap for a safe hold of the diagnostic tester
- Diagnostic system for passenger and transport vehicles (light trucks)
- Read and delete error codes
- Quick access to maintenance options as DPF, EPB, SAS, TPMS, TPS, Oil Reset and much more.
- Switch transportation mode ON/OFF (f.e. for BMW)
- Operation by touchscreen (touchpen compatible)
- Encoding, actuator test, parametrization, service reset, basic setting
- Create and administrate favourites (manufacturers, direct options (eg. Oil Reset)
- Measured values with graphical display and live data record for later analysis (on Drive real time data)
- Automatic recognition of gas/diesel vehicles
- Automatic VIN (FIN) transmission
- Read out of mileage (from control device)
- Automatic VCI connection to diagnostic tester
- Permanent status display of vehicle connection
- Complete vehicle scan
- Fully automatic assistants and intelligent search function
- Real time Iter for functions and measurement values
- Defined TOP functions without selection of control unit
- Updates with online update-tool, 3 years included
- Extension for 3 more years
- No obligation to purchase updates, device does not switch off
- Intuitive entire operation
- HDMI-port to connect a large monitor eg. for training courses
- 2 USB-ports to connect printer or mouse
- Extensive accessories

Videos



Product video



Commissioning!



Online video adviser



Delivery contents

- Bluetooth Diagnosis system
- OBD II plug
- Plugs and adapters for all standard models
- English instruction manuals
- *Online Commissioning*
- *Online Product video*



Technical data

CPU	Intel BYT-CR Z3735F 1.33 GHZ QUAD core CPU
Electricity supply	USB 2.0 connection Micro-B / AC 100-240 V 50/60 Hz
Display	8" TFT Display 1280x800-Pixel
Battery	Lithium-battery (5700 mAh)

Headlight tester

TWSWE-A



It is equipped with an adjustments wheel, which allows easy adjustment of headlights and fog lights.


It is equipped with an adjustments wheel, which allows easy adjustment of main and fog headlights.

In addition, the device is equipped with a digital luxmeter, and a cross visor. Type approval by the TÜV.

- Officially approved from the TÜV
- For all vehicle categories such as passenger cars, commercial vehicles and two-wheelers
- Cross thread sight for exact alignment and positioning
- Suitable for all lamps such as filament, halogen, xenon and LED
- Single-handed adjustable light box with automatic locking
- Integrated luxmeter for measuring light intensity
- **Optional accessories:** Protective cover against dust and dirt



Product
video



TWSWE-A-PRO



It is equipped with a handwheel with markings, this enables easy setting and adjustment of headlights and fog lights.

It is equipped with a handwheel with markings, this enables easy setting and adjustment of main and fog lights.

In addition, the device is equipped with a digital luxmeter, laser sight and incl. type approval by the TÜV (with type approval number TP).

- Officially approved from the TÜV
- For all vehicle categories such as passenger cars, commercial vehicles and two-wheelers
- Cross thread sight for exact alignment and positioning
- Bar with measuring scale for precise height positioning | Bar with foot pedal (rotatable)
- Laser pointer for exact determination of the headlight centre
- Suitable for all lamps such as filament, halogen, xenon and LED
- One-hand adjustable light box with automatic locking mechanism
- Integrated luxmeter for measuring light intensity | 2 height adjustable axles
- **Optional accessories:** Protective cover against dust and dirt



Product
video



TWSWE-B




Our TWSWE-B complies with the latest guidelines for checking and setting headlights. It is equipped with a 4 meter rail system as well as Laservisier, Laserpointer and Digital-Luxmeter. In addition, the device is equipped with a rotatable guide rod with foot pedal and has a design approval by the TÜV.

- Officially approved from the TÜV
- For all vehicle categories such as passenger cars, commercial vehicles and two-wheelers
- Cross thread sight for exact alignment and positioning
- Laser pointer for exact determination of the headlight center
- Horizontal and vertical scales | Rod with foot pedal (rotatable)
- Suitable for all lamps such as filament, halogen, xenon, LED and laser
- Single-handed adjustable light box with automatic locking
- Rod with measuring scale for precise height positioning
- Integrated luxmeter for measuring light intensity
- **Optional accessories:** Protective cover against dust and dirt



Product
video



TWSWE-D



Our TWSWE-D corresponds to the newest guidelines for the testing and adjusting of automotive head lamps.

The SLS Self-Levelling-System is able to compensate an uneven floor vertically and horizontally up to the legal max within 1-2 seconds.

The unit consists of a CMOS-camera, 10 inch tablet as well as a laser visor, laser pointer and a digital luxmeter. The unit also includes a turnable guide rod with a foot pedal and an article inspection from the TÜV (Inspection Number TP). Optional is an ASA interface.

- The Self Levelling System (SLS) is able to compensate for an uneven floor, either vertically and horizontally within 1-2 sec.
- All SLS units have a legal max of 3% and our TWSWE-D has a balancing performance up to 10%
- Officially approved from the TÜV | CMOS camera for fast image processing
- Integrated 10 inch tablet | Beside German language various other languages to choose from
- Easy operation with autom. Program management | Data storage
- Data transfer to printer or PC via Bluetooth, Wifi or USB
- 2 height adjustable axes
- For all vehicle categories such as passenger cars, commercial vehicles and two-wheelers
- Laser pointer for exact determination of the headlight center
- Horizontal and vertical scales | Integrated spirit level
- Suitable for all lamps such as filament, halogen, xenon, LED and laser
- Single-handed adjustable light box with autom. Locking
- Rod with measuring scale for precise height positioning
- Rod with foot pedal (rotatable)
- Integrated luxmeter for measuring light intensity
- Optional ASA interface



Product
video




Technical Data Comparison	TWSWE-A	TWSWE-A-PRO	TWSWE-B	TWSWE-D
SLS-System				✓
Officially approved	✓	✓	✓	✓
Cross thread sight	✓			
Laservisier		✓	✓	✓
Lux Meter	✓	✓	✓	✓
Laser pointer		✓	✓	✓
Measuring pole		✓	✓	✓
Rotateable foot pedal		✓	✓	✓
Classical adjustment scale	✓	✓		
Horizontal + Vertical adjustment scale			✓	✓
For Halogen lights	✓	✓	✓	✓
For Xenon lights	✓	✓	✓	✓
For full LED		✓	✓	✓

	TWSWE-A	TWSWE-A-PRO	TWSWE-B	TWSWE-D
For LED lights	Suitable for lights	Suitable for lights	✓	✓
For laser light			✓	✓
CMOS-Camera				✓
10" Colour display				✓
Saving and transferring Data				✓
USB-plug				✓
WIFI / WLAN				✓
Bluetooth				✓
ASA-Interface				✓
Track system			✓	
Height adjustable axle		✓	✓	✓
Protective cover included				✓



Tool trolleys




TW07G

- Top quality
- 7 ball bearing mounted drawers
- 4 filled drawers can be locked
- Big wheels with a turn and roll brake
- Edge protectors
- Fully extendable drawers
- Extremely stable
- Blue powder coating
- Central locking (2 keys)
- Drawer width:
56 cm (inside) (B) 76 cm, Incl. handle (T) 47 cm (H) 97 cm
- Shipping weight: (approx.) 83 kg



Also available without tools. (TW07L)
Combine as you please!



TW014G

- Top quality
- 14 ball bearing mounted drawers
- 4 filled drawers can be locked
- Big wheels with a turn and roll brake
- Edge protectors
- Fully extendable drawers
- Extremely stable
- Blue powder coating
- Central locking (2 keys)
- 29, 56, and 92 cm inner drawer width
- (B) 115 cm, Incl. handle (T) 57 cm (H) 100 cm
- Shipping weight: (approx.) 137 kg



Also available without tools. (TW014L)
Combine as you please!



Accessories



Can holder
Item No.: TW014-A5



Waste container
Item No.: TW014-A3-2



Paper roll holder
Item No.: TW014-A3




Additional cabinet
Item No.: TW014-A7



Drawer divider
Item No.: TW014-A6



Drawer divider
Item No.: TW014-A6B



Spare toolbox inlays
Item No.: TW07-TR34

Further accessories can be found at www.twinbusch.co.uk

Profi Workshop Tool cabinet

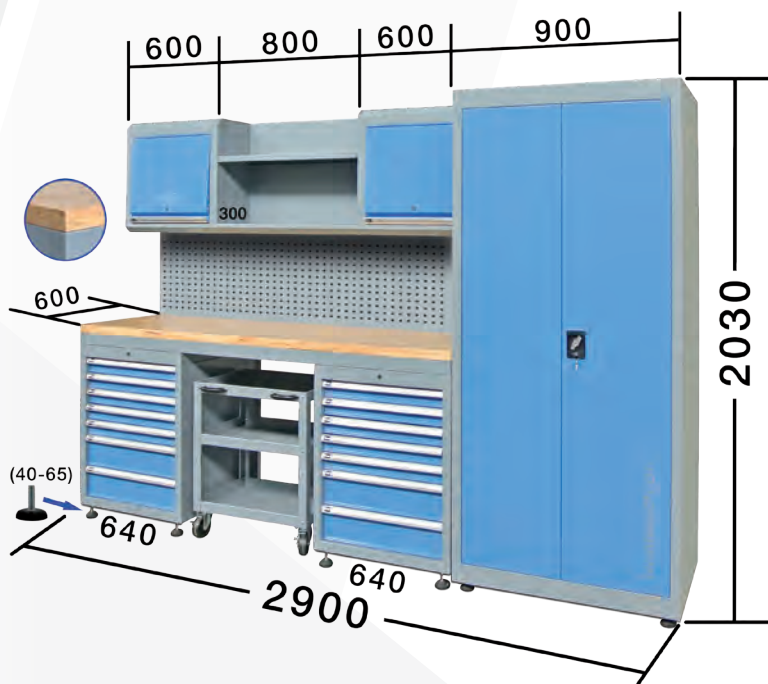
Item No.: TWWS28

Description

The TWWS28 is a professional and very resistant cabinet system for your workshop, which includes a total of 28 different shelves, storage compartments and drawers. The separate parts like the cabinet (hinges have a cushioning effect to enable a smooth opening and closing) and both upper and lower cabinets are lockable. Behind the 40 mm thick impregnated wooden work top, is a perforated panel rack for tool storage. Another perforated panel rack is located at the upper area in the cabinet. The cabinet system is equipped with a mobile tool box with extra shelf and storage space.

Features

- Modern design with the well known Twin Busch-Quality
- High cabinet with four storage compartments and a perforated tool panel rack
- Two lockable high cabinets with separate compartments
- Two lockable high cabinets with extra storage space
- Very solid construction
- Robust, 40 mm thick penetrated wooden work top with a working area of 2000 x 600 mm.
- Freestanding possibility (alternative without wall mounting)
- High-quality powder coating
- Mobile tool box with multiple shelf space, hand grips and 360° castor wheels
- Perforated panel tool rack behind workspace and upper part of the high cabinet
- Height adjustable feet for uneven floors
- Extremely robust design (445 kg - net weight)
- Measurements:
290 cm (B) x 203 cm (H without feet) x 60 cm (T)



Online
video
adviser



Videos

Product
video



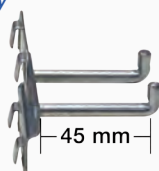
YouTube



Optional accessory


Pegboard hooks
Item No.: TWWB-028HK

Pegboard hooks
Four mount points
45 mm surface



Pegboard hooks
Item No.: TWWB-028HL

Pegboard hooks
Four mount points
85 mm surface



Further accessories can be found at www.twinbusch.co.uk

Professional workshop cabinet system

Item No.: TWWS23



- Internal drawer dimensions (Push trolley):
4x 545 mm (W) x 65 mm (H) x 390 mm (D)
2x 545 mm (W) x 120 mm (H) x 390 mm (D)
- Internal drawer dimensions:
5x 565 mm (W) x 65 mm (H) x 390 mm (D)
2x 565 mm (W) x 130 mm (H) x 390 mm (D)
- Internal drawer dimensions (Small drawer):
255 mm (W) x 210 mm (H) x 390 mm (D)

Can be expanded at any
time with our
TWIN BUSCH workshop
cabinet systems

Description

With the TWWS23 we offer you a professional and solid workshop cabinet system with many different storage, filing and hanging surfaces.

The closed system components, such as the tall cabinet, the drawer cabinet with 7 drawers and the practical, pull-out drawer trolley are lockable. In addition, the TWWS23 has a base cabinet with a waste garbage can and a paper roll holder. In the upper area there are three wall units, these are equipped with gas pressure struts for dampened opening and closing. In addition, there are LED lights under the wall units for optimal illumination of your work surface. A solid wall for hanging up tools (with integrated 3-way EU-Type socket) and a solid 35 mm thick worktop completes the system.

Features

- Modern design with the well known Twin Busch-Quality
- Wall cabinet with three shelves and one hanging rod in the upper area
- Three wall units with gas pressure struts for dampened opening and closing
- Tool drawer cabinet (lockable) with 7 drawers
- Pull-out drawer trolley with 6 drawers and handle bars and 360° rotating wheels (front wheels with a parking brake)
- Solid, 35 mm thick worktop (varnish sealed solid wood) with an area of 2040 x 470 mm
- Perforated tool panel (with integrated 3-way EU-socket) in the complete worktop area
- Height-adjustable base to compensate floor unevenness
- Independent installation possible (no wall mounting required)

Delivery contents

- Workshop cabinet system | Manual
- Assembly video online | Product video online

Videos






Product
video

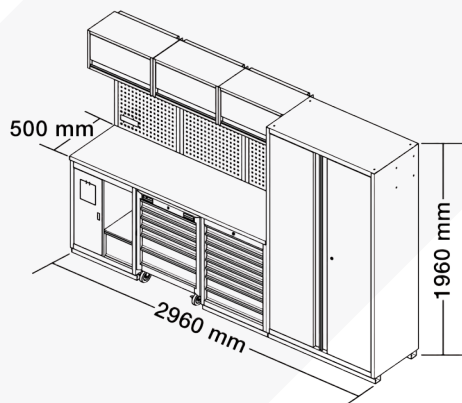
Assembly
video



Online
video
adviser



Dimensions




Installation example (decoration not included in delivery)

Optional accessory



Double hook

Item No.: TWWS-HD40



Double hook

Item No.: TWWS-HD90



Double hook

Item No.: TWWS-HD150




Single hook

Item No.: TWWS-HE40




Single hook

Item No.: TWWS-HE150



Screwdriver holder

Item No.: TWWS-SD



Open-end
wrench holder

Item No.: TWWS-GS

Further accessories can be found at www.twinbusch.co.uk

Professional workshop cabinet system

Item No.: TWWS15

Description

With the TWWS15 we offer you a professional and solid workshop cabinet system with many different storage, filing and hanging surfaces.

The closed system components, such as the tall cabinet, the drawer cabinet with 7 drawers and the 2-door base cabinets are lockable.

In the upper area there are two wall units, these are equipped with gas pressure struts for dampened opening and closing.

In addition, there are LED lights under the wall units for optimal illumination of your work space.

A solid wall for hanging up tools (with integrated 3-way EU socket) and a solid 35 mm thick worktop completes the system.

Features

- Modern design with the well known Twin Busch-Quality
- Wall cabinet with three shelves and one hanging rod in the upper area
- Two wall units with gas pressure struts for dampened opening and closing
- Tool drawer cabinet (lockable) with 7 drawers
- The 2-door base cabinet with one shelf is lockable
- Solid, 35 mm thick worktop (varnish sealed solid wood) with an area of 1360 x 470 mm
- Perforated tool panel (with integrated 3-way EU socket) in the complete worktop area
- Height-adjustable base to compensate floor unevenness
- Independent installation possible (no wall mounting required)

Delivery contents

- Workshop cabinet system | Manual
- [Assembly video online](#) | [Product video online](#)



- Internal drawer dimensions:
5x 565 mm (W) x 65 mm (H) x 390 mm (D)
2x 565 mm (W) x 130 mm (H) x 390 mm (D)

Can be expanded at any time with our TWIN BUSCH workshop cabinet systems

Online video adviser

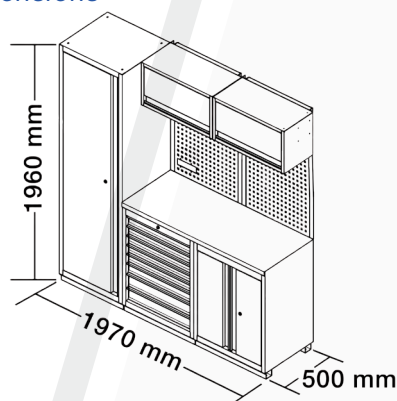


Product video

Assembly video



Dimensions




Installation example (decoration not included in delivery)


Optional accessory



Double hook
Item No.: TWWS-HD40




Double hook
Item No.: TWWS-HD90




Double hook
Item No.: TWWS-HD150




Single hook
Item No.: TWWS-HE40



Single hook
Item No.: TWWS-HE150



Screwdriver holder
Item No.: TWWS-SD



Open-end wrench holder
Item No.: TWWS-GS

Further accessories can be found at www.twinbusch.co.uk

Professional workshop cabinet system

Item No.: TWWS2C



Can be expanded at any time with our
TWIN BUSCH workshop cabinet systems

Description

With the TWWS2C we offer you a professional and solid workshop corner cabinet system with different storage, filing and hanging surfaces.

The base cabinet is lockable and offers a large storage area. In the upper area there is an open corner cabinet for further storage space. Furthermore, there are LED lights under the upper corner of the cabinet for an optimal illumination of your work space.

A solid wall for hanging up tools (with integrated 3-way EU socket) and a solid 35 mm thick worktop completes the system.

Features

- Modern design with the well known Twin Busch-Quality
- Base cabinet is lockable and offers a large storage area
- LED lights for optimal illumination of your work space
- Solid, 35 mm thick worktop (varnish sealed solid wood) with an area of 805 x 805 mm
- Perforated tool panel (with integrated 3-way EU socket) in the complete worktop area
- Height-adjustable base to compensate floor unevenness
- Independent installation possible (no wall mounting required)

Delivery contents

- Workshop cabinet system
- Manual
- Assembly video online
- Product video online

Videos





Product
video

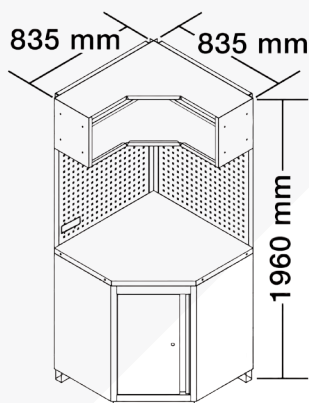


Assembly
video

Online
video
adviser



Dimensions




Installation example
(decoration not
included in delivery)

Optional accessory



Double hook

Item No.: TWWS-HD40



Double hook

Item No.: TWWS-HD90




Double hook

Item No.: TWWS-HD150



Single hook

Item No.: TWWS-HE40



Single hook

Item No.: TWWS-HE150



Screwdriver holder
Item No.: TWWS-SD



Open-end
wrench holder
Item No.: TWWS-GS

Further accessories can be found at www.twinbusch.co.uk


Accessories for workshop cabinet system



Double hook
Item No.: TWWS-HD40




Double hook
Item No.: TWWS-HD90



Double hook
Item No.: TWWS-HD150




Single hook
Item No.: TWWS-HE40



Single hook
Item No.: TWWS-HE150



Open-end
wrench holder
Item No.: TWWS-GS



Screwdriver holder
Item No.:
TWWS-SD



Insert compartment
Item No.: TWWS-L2



Insert compartment
Item No.: TWWS-K3



Insert compartment
Item No.: TWWS-K2



Insert compartment
Item No.: TWWS-L1

Also available as a set



TWWS15 + TWWS23 + TWWS2C



TWWS15 + TWWS23

You can find further information at www.twinbusch.co.uk



TWK-270S

 Online
video
adviser
**Item No.: TWK-270S**

Fully equipped with a one-way valve, adjustable pressure switch with ON / OFF switch, and motor start load protection. Safety valve, pressure gauge, ball valve and condense water drain plug, including airtank certificate

 Product
video


TWK-200L

**Item No.: TWK-200L**

Fully equipped with a one-way valve, adjustable pressure switch with ON / OFF switch, and motor start load protection. Safety valve, pressure gauge, ball valve and condense water drain plug. Convenient wheels for mobile use, including air tank certificate.

 Product
video


TWK-270L / TWK-500L

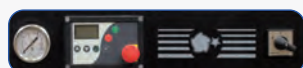
**Item No.: TWK-270L (270 L) | TWK-500L (500 L)**

Fully equipped with a one-way valve, adjustable pressure switch with ON / OFF switch, and motor start load protection. Safety valve, pressure gauge, ball valve and condense water drain plug, including air tank certificate.


 Product
video
TWK-270L

 Product
video
TWK-500L


TWK-500SL


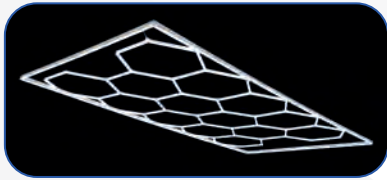
**Item No.: TWK-500SL**

Fully equipped with a one-way valve, adjustable pressure switch with ON / OFF switch, and motor start load protection. Safety valve, pressure gauge, ball valve and condense water drain plug, including air tank certificate. Control unit (with power saving star circuit function, electronic monitoring of pressure and temperature, automatic notification of service intervals, possible remote control of the compressor, protection and auto emergency shut down.

 Product
video

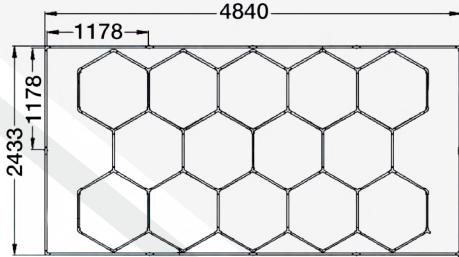

	TWK-270S (upright)	TWK-270L (horizontal)	TWK-500L (horizontal)	TWK-500SL (horizontal)	TWK-200L (horizontal)
Tank	270 Liter	270 Liter	500 Liter	500 Liter	200 Liter
Suction capacity	880 L / min.	880 L / min.	880 L / min.	1000 L / min.	420 L / min.
Working pressure	10 bar	10 bar	10 bar	10 bar	10 bar
Engine speed	1040 U/min.	1040 U/min.	1040 U/min.	-	1280 U/min.
Power	5,5 kW	5,5 kW	5,5 kW	7,5 kW	2,2 kW
Power supply..	400 V	400 V	400 V	400 V	230 V
Weight (approx.)	195 kg	195 kg	255 kg	460 kg	126 kg

LED Lights





LED task light in honeycomb design
Item No.: TWLED-W

- Specially designed for comprehensive and uniform illumination
- Luminosity of 110-120 lm/w lumen
- Cool white colour (6500K)
- Made from high-quality aluminium and polycarbonate
- Simple "click system" - easy to install
- Dimensions: W 2433 mm x L 4840 mm
- Profile width: 21 mm | Profile height: 41 mm
- Voltage: 230 V
- Lamp wattage: 552 W

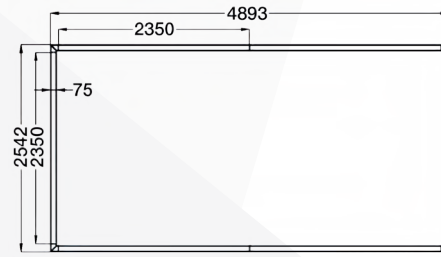


Assembly
video



LED task light
Item No.: TWLED-R

- Specially designed for comprehensive and uniform illumination
- Luminosity of 1500 lux (at a height of 2.5 metres)
- Cool white colour (6500K)
- Made from high-quality aluminium and polycarbonate
- Simple "click system" - easy to install
- Dimensions: W 2542 mm x L 4893 mm
- Profile width: 75 mm | Profile height: 39 mm
- Voltage: 230 V
- Lamp wattage: 355 W



Assembly
video



Waste oil extractor



Waste oil extractor
Item No.: TW20810

- 70 Liter tank capacity
- Big tray
- Draining using compressed air (1-2 bar)



Product
video



Waste oil extractor
Item No.: TW20850

- 70 Liter tank capacity
- Big oil tray
- 1-2 Liter suction power per minute (depending on nozzle)
- Working pressure 8-10 bar
- Draining using compressed air (1-2 bar)



Product
video



Waste oil extractor
Item No.: TW21950

- 70 Liter tank capacity
- 10 Liter glass measuring vessel
- 1-2 Liter suction power per minute (depending on nozzle)
- Working pressure: 8-10 bar
- Draining using compressed air (1-2 bar)



Product
video

Hydraulic press



Hydraulic press (20 t)
Item No.: TWSP202

- 20 t
- 750 mm adjustment range
- Easy to operate
- Easy to read manometer



Hydraulic press (45 t)
Item No.: TWSP245

- With hand pump and additional pneumatic drive
- Cable winch for raising crossbar
- Pressure gauge in tons
- Cylinder stroke: 190 mm
- Insertion width: 820 mm
- Adjustment range: 700 mm
- Dimensions for work space requirement: 1710 mm (H) | 1420 mm (W) 800 mm (with foot) (T)
- Fully pre-assembled



Transmission jack



Transmission jack
Item No.: TWSG

- PROFI-quality
- 500 kg Lifting capacity
- Min. Height: 1075 mm
- Max. Height: 1890 mm
- Quick adjustment
- Weight approx. 35 kg



Product
video

Car jack

Hydraulic twin piston
car jack (2000 kg)
Item No.: TWAF20

- Maximum lifting capacity: 2000 kg
- Low Profile: 75 mm
- Maximum lifting height: 507 mm
- Double stroke system | Solid construction
- Twist mechanism (gentle lowering / and locking)
- Easy grip, anti-slip handle surface
- 360° Swivelling-easy-roll-wheels
- Heavy duty steel wheels

Product
video



Wheel lift

Wheel lift - Wheel lifter
for balancing machines
Item No.: TWX-300

- Optimal addition to your wheel balancer
- Load capacity: 80 kg
- 2 Powerful pneumatic cylinders
- Max. 8 bar
- Pressure reducer
- Control via joystick
- Holder for cones



Product
video






Workbench / Accessories



- PROFI-Workbench (2 m)**
Item No.: TWWB8057
- Solid construction (135 kg)
 - Cross-bracing under the worktop (Increased load-bearing capacity)
 - 40 mm Thick worktop
 - As many as 6 draws available (optional Accessories)
 - 2000 mm (W) x 900 mm (H) x 750 mm (D)



- Workbench drawer**
Item No.: TWWB-S50
- Extend your workbench, per assembly unit up to 3 extra drawers (total of 6 drawers possible)
 - Lockable
 - Quick and easy assembly

Dispenser




- Professional Compressed air hose**
Item No.: TWDLR
- Hose length: 15 m
 - Max. Pressure: 18 bar
 - Automatic rewind function
 - Integrated hose guide
 - Pivots to both sides
 - Robust construction

Impact wrench sockets

Custom impact wrench sockets
CDIS3KI (3 pcs)
Item No.: TWA10-CDIS3KI

- SW 17 mm
- SW 19 mm
- SW 21 mm
- Including practical plastic storage box



Air tools



- PROFI-Pneumatic impact**
Item No.: TWA10-1281T
- Double strike, 1356 Nm Torque
 - Resistant against impact, oil and other corrosive substances
 - Idling speed: 7500 rpm
 - 3x Torque tightening settings
 - Weight: (approx.) 2 kg



- PROFI-Mini pneumatic impact wrench**
Item No.: TWA10-L8806
- 610 Nm loosening torque
 - Resistant against impact, oil and other corrosive substances
 - Idling speed: 10000 U/min
 - 3x Torque tightening settings
 - Working pressure 6 bar
 - Weight: (approx.) 1,2 kg

PROFI-Air impact wrench | Item No.: TWA10-I0615



- ½ Inch with automatic stop at 108 Nm
- Tightening limit 108 Nm
- Resistant against impact, oil and other corrosive substances
- Rpm 5500 U/min and 8500 U/min.
- Working pressure 6 bar
- Weight: (approx.) 1,9 kg

Brake bleeder / Accessories



- Brake bleeder**
Item No.: TW422
- PROFI-quality
 - 5 Liter tank capacity
 - Working pressure
 - Practical handle
 - 11 adapters for all common vehicles

Electric brake fluid exchanger

Item No.: TW532



- Max container size: 5 liters
- Variable pressure settings 0,4 and 3,5 bar
- Compatible to all braking systems (including ABS)
- Hose length: 3,5 m
- Automatic positioning stop
- Including E20 standard adapter

Adapter brake fluid exchanger

Item No.: TW532-AD1



- The adapter consists of 4 parts (in a practical case)



Item No.: TW532-AD2

- The adapter consists of 7 parts (in a practical case)

Collection bottle



- Item No.: TW532-AFF
- About 1 liter capacity
 - Good readable filling scale

Lifting technology



- Motor balancer | Addition for Motor crane TWSMK**
Item No.: TWSMKB
- Top quality
 - Perfect addition for motorcrane
 - Easy and flexible
 - Four massive Hooks



Motor Bridge
Item No.: TWSMB

- Top quality
- Flexible usage

Professional scissor lift table - 1000 kg | Item No.: TWSH10-18

- Pneumatic hydraulic drive (compressed air required)
- Platform size: Width: 800 mm / Length: 1310 mm to 1490 mm
- Inclination angle of the platform adjustable in longitudinal direction
- Optional 8 adapter plates with 8 receptacles for flexible mounting
- 40 + 64 = 104 holes M10 with thread for mounting attachment
- 5-fold lifting and lowering speed
- 2-stage adjustable, and removable manoeuvring handle
- Four 360-degree swivel castors with brake function and rotation stop function



Product video



Professional scissor lift table - 1200 kg | Item No.: TWSH12-18

- Detachable cable remote control
- Tilt platform with double fine thread adjustment and Unibal bearing
- Platform size: Width: 800 mm, Length: 1740 mm to 2170 mm
- 230 V detachable mains cable | 2-speed lifting
- 64 + 72 making a total of 136 M10 tapped holes for attaching accessories
- The platform can be adjusted sideways up to 40 mm and can then be locked in place. It can also be tilted and moved forwards and backwards
- 2-stage adjustable, and removable manoeuvring handle



Product video



Order online in comfort!

You can visit our extensive online shops at www.twinbusch.co.uk for the UK or the websites of our various branches around the world. Here you can discover the vast range of Twinbusch products as well as background information to the company, servicing, instruction and assembly videos, instructions manuals and much more. Just let yourself be surprised and feel free to drop by!



Click here for our online shop!

Which products do I require?



Are you having problems deciding which model to purchase or which model would best suit your requirements? Take a look at the comparison charts here in the catalogue or feel free to take a look at our Product Advice videos. Here you can listen to our technicians explaining the differences between the various models.



Click here for our online video advisor

Purchase and pay online

We offer a range of payment methods on our online shop. You can apply for monthly payments using one of our recommended credit providers or pay using PayPal, credit or debit card. We also offer the option of paying with cash if you are collecting yourself.



Cash

Payment

Advanced

Payment

Have you seen our workshop planner?

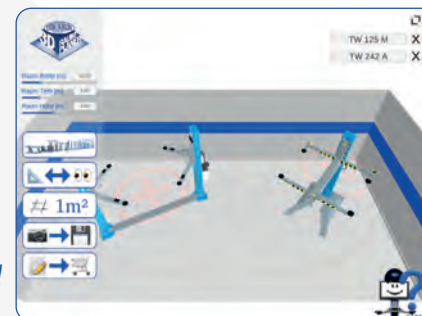
You can use the Twin Busch Workshop Planner to plan your new layout.

Download the Workshop Planner and then print it out and you can start to plan your new workshop layout straight away.

Click here for our Workshop Planner



NOW NEW - also as online 3D workshop planner available at twinbusch.co.uk!



Augmented Reality / AR



We offer a variety of Artificial Reality 3D models of our products. Using a compatible smartphone you can project these models into your workshop and place the virtual lift where you intend to install it. Our 3D models are precise and can be used to help plan your layout.


You can find these models on the website or also in our catalogue. Try one of them out!

Self-Service-Center - Our 24/7 Service for you

If you've got a problem with one of our vehicle lifts, take a look at our 24/7 Self-Service-Centre.

You'll find a vast range of self-help videos demonstrating how to service your machine or how to replace spare parts.

Click here for our Self-Service-Center



The Twin Busch video portal

On our website, you'll find videos for most of the range of Twin Busch machines.



Click here for our product videos



Click here for our Tips & Tricks videos



Click here for our assembly videos

Click here for our E-learning videos



Click here for our Quick Repair videos

Click here for our Lift-Up videos




Many other videos available on www.twinbusch.co.uk

Product Development at TWIN BUSCH GmbH!

In our product development and engineering department we develop practical solutions for professional automotive workshops and continuously optimize them.

From the initial idea to the finished product, all from one source. These development processes are based on over 20 years of experience. Based on feedback from our wholesalers, corporate and private clients, Twin Busch strive for continuous development and new innovations. Of course in the usual TWIN BUSCH quality and an optimal price-performance ratio. Convince yourself!



Current Development Process

Our newest attraction is based on a systematic development of our wheel balancers product line.

In addition to numerous smaller „updates“, the new design, combined with an oblique arranged display for optimum readability and the resulting ergonomics speaks for itself. These development processes in engineering and design are also reflected on our lifts, tyre changer machines and our comprehensive automotive workshop equipment range.



Accessories and parts storage | Service workshop

Through our spacious, two-story parts department in Germany with a total area of over 400 m² square meters, required accessories and spare parts are guaranteed for many years. We still store parts of lifts, which are in operation for over 20 years.

Another powerful argument to choose TWIN BUSCH products! We also have a total area of over 500 m² with a repair shop, equipped with the most modern and extensive technology in order to always provide a smooth and fast service for our customers.

Exceptional performance is our top priority!

Even after your purchase, the TWIN BUSCH team is there for you!



And what else do we do?

The pure racing experience! Special highlights with TWIN BUSCH motorsports!

Twin Busch ist auch in der Saison 2022 ein starker Partner im Motorsport



Team Joos Sportwagenteknik
ADAC GT Masters
ADAC GT MASTERS



Equipe Vitesse
STT
SPEZIAL
Touringwagen Trophy



Philip Geipel / Katrin Becker-Brugger
Deutsche Rallye Meisterschaft
DRM
Deutsche Rallye Meisterschaft



T3 Motorsport / Niki Thiim
DTM
DTM



Team Twin Busch
Youngtimer Trophy
YOUNGTIMER TROPHY

TWIN BUSCH also shows extreme commitment in motorsport and sponsors numerous well-known racing series and teams with renowned drivers. As an official partner, TWIN BUSCH supported Audi Sport in the DTM for the first time in 2020.

Mike Rockenfeller (DTM Champion) took to the grid in his Audi RS5 DTM #99 in the typical TWIN BUSCH colours.

The DTM race events were broadcast live in full on Sat1.

All the more reason for us to be delighted that we will once again be the official partner of T3-Motorsport and driver Nicki Thiim on a Lamborghini GT3 EVO in the top series of motorsport in 2022 as the main sponsor. The DTM will be shown live on free TV on Pro7 from 30.04.2022.

As an official series partner, TWIN BUSCH will be at the start of the ADAC GT Masters (with a total power of over 20,000 hp). To be seen with advertising logos on the rear wing end plates of all vehicles.

TWIN BUSCH also supports Team Joos Sportwagenteknik with a Porsche GT3 as the main sponsor. The car in TWIN BUSCH colours will compete in the ADAC GT Masters with top drivers Christian Engelhart and Ayhan Güven.

Hot and dusty action is presented to us by Philip Geipel with his Skoda Fabia R5, with which he has already achieved numerous successes and attracts all eyes with its cool TWIN BUSCH design. This means that we are also represented as the main sponsor of a vehicle in the ADAC DRM (German Rally Championship).

With its striking and eye-catching design, the TWIN BUSCH AUDI R8 LMS always makes spectacular appearances.

In addition to its successful participation in the VLN Endurance Championship and the 24-hour race at the Nürburgring (Green Hell), it is also competing in various racing events this season.

The Mercedes AMG GT3 of Team Equipe Vitesse continues to be supported in the fast-paced STT Special Touring Car Trophy.

The classic Porsche RSR also successfully completes its laps in the TWIN BUSCH look at the Youngtimer Trophy, the 1000 km race at the Nürburgring and the 24h Classics, where it also causes a stir. Twin Busch also supports the Youngtimer Trophy as series sponsor with logos on all vehicles.

With the AUDI RS3 LMS TCR and the Hyundai i30 N TCR, TWIN BUSCH supports the two-time TCR champion Antti Buri in various TCR racing series as the main sponsor.



Logistics | Shipping | Collection

Directly from our headquarters in D-64652 Bensheim, we dispatch ordered goods daily into each corner of the world. Whether wholesalers, companies, our subsidiaries or to private customers, our logistic team makes sure that orders are sent out promptly and without complication. As well as having our products delivered, we offer our clients the possibility to collect themselves. Of course it is also possible to collect directly from any of our subsidiaries around the world.



Professional advice! / Placing orders | Service-Point | Consultation

As well as offering professional advice at the point of sale, we can also provide individual product training at our headquarter in D-64625 Bensheim. In a relaxed atmosphere, we would like to pass on to our customers the KNOWHOW and some tips and tricks of the trade based on years of experience

Ordering, service, technical consultation. In our office you will always find the right contact person and corresponding contact points. We are looking forward to your visit.

Contact us personally: Monday-Friday from 8 am - 5 pm | Saturday from 9 am - 12 pm by appointment



Like always a strong impression! Action pure on free TV!

TWIN BUSCH an official team sponsor in the ProSieben TV total Stock Car Crash Challenge 2015!



Spectacular shows and an unforgettable evening with the prominent and victorious twinbusch.de team consisting of Axel Stein, Steffen Henssler and Christian Clerici. (left to right)



Twin Busch as an official team sponsor of the celebrity dart world championship

Team Twin Busch (consisting of YouTuber Marcel Scorpion and dart professional Martin Schindler) were able to win first place at the 2018 celebrity dartworld championships.



Twin Busch as the official main sponsor of the Super-Middleweight WBO Championship

A combination of power and strength can not only be found at Twin Busch but also at the WBO World championship match in Super-Middelweight between Arthur Abraham and Martin Murray. Artur Abraham was able to win the match after 12 hard rounds in which Twin Busch as the main sponsor stood in the spotlight.



Twin Busch products in professional use!



TWIN BUSCH press releases and reviews!




*The respective product reports
can be found on our website
by the relevant articles!*



Assembly service | Fairs | Events

Assembly service



Benefit now! All from one source!

We offer an installation service in most areas of the UK.



Automechanika / Frankfurt



automechanika

**10.09.2024 -
14.09.2024**

Leading International automotive trade
fair in Frankfurt am Main.



Exhibition dates / Events

Visit us at any of the main European automotive exhibitions, at the "Automechanika" in Frankfurt, the "Reifen Messe" in Essen, the AutoZum in Salzburg (Austria), the "Autopromotec" in Bologna (Italy) or at the "Equip Auto" in Paris (France) and convince yourself. We are looking forward to meeting you!

• 02.02. - 04.02.2024
Bremen Classic Motorshow (DE)

• 20.04. - 23.04.2024
Motortec, Madrid (ES)

• 10.09. - 14.09.2024
Automechanika, Frankfurt (DE)

• 03.04. - 07.04.2024
Techno-Classica, Essen (DE)

• 25.04. - 28.04.2024
Retro Classics, Stuttgart (DE)



Purchase online at www.twinbusch.co.uk



Twin Busch UK LTD - Branch England
 9, Linnell Way | Telford Way Industrial Estate
 NN16 8PS, Kettering (Northants), England
 Tel.: +44 (0) 1536 522 960
 www.twinbusch.co.uk | E-Mail: info@twinbusch.co.uk



Company
presentation

Opening hours

(Kettering):

Mo. - Fr.:

8 am - 5 pm

Sa.: 9 am - 12 pm

by appointment



Germany | Sales | Showroom | Department

Twin Busch GmbH (Headquarters)

Amperestr. 1 | D-64625 Bensheim

Tel.: +49 (0) 6251-705 85-0 | Fax: +49 (0) 6251-705 85-29

www.twinbusch.de | E-Mail: info@twinbusch.de

DE | Logistics and training center

Sophie-Opel-Str. 18 | D-64625 Bensheim

(No Sales)

+49 (0) 6251-705 85-0 | info@twinbusch.de

DE | Warehouse 1 | Technical Development

Werner-von-Siemens-Str. 31 | D-64625 Bensheim

(No Sales)

+49 (0) 6251-705 85-18 | info@twinbusch.de

DE | Warehouse 2 | Technical Development (Offices)

Werner-von-Siemens-Str. 33 | D-64625 Bensheim

(No Sales)

+49 (0) 6251-705 85-21 | info@twinbusch.de



Twin Busch GmbH - Branch Ost - Berlin

Blankenfelder Str. 1 | D-14974 Ludwigsfelde
 (Ortsteil Groß Schulzendorf / Berliner Ring)

Tel.: +49 (0) 3378 - 51 81 551

www.twinbusch.de | E-Mail: berlin@twinbusch.de



Twin Busch GmbH - Branch West - Ruhrgebiet

Moselstr. 11 (Direkt an der A3) | D-45478 Mülheim an der Ruhr

Tel.: +49 (0) 208-740 416 20 | Fax: +49 (0) 208-740 416 40

www.twinbusch.de | E-Mail: ruhrgebiet@twinbusch.de



Twin Busch GmbH - Branch Nord - Walsrode

Verdener Str. 55 | D-29664 Walsrode (Directly at the motorway triangle A7/A27)

Tel.: +49 (0) 5161 - 787 05 67

www.twinbusch.de | E-Mail: walsrode@twinbusch.de



Twin Busch France Sarl - Branch France

6, Rue Louis Armand | 67620 Soufflenheim

Tel.: +33 (0) 3 88 94 35 38

www.twinbusch.fr | E-Mail: info@twinbusch.fr



Twin Busch Netherland B.V. - Branch Netherland

Wheeweg 26 | 7471EW Goor

Tel.: +31 (0) 548 61 44 11

www.twinbusch.nl | E-Mail: info@twinbusch.nl



Twin Busch Ibérica S.L. - Branch Spain

Pol. Ind. El Pla de Llerona | Calle Holanda 1

E-08520 Les Franqueses del Vallès (Barcelona)

Tel.: +34 937 645 953

www.twinbusch.es | E-Mail: info@twinbusch.es



Twin Busch S.R.L. - Branch Romania (Deva)

Garage Equipment Romania

Str. Santuhalm Nr. 68 | RO-330037 Deva (Hunedoara)

Tel.: +40 (0) 722 596 123 | Fax: +40 (0) 354 730 031

www.twinbusch.ro | E-Mail: info@twinbusch.ro



Twin Busch S.R.L. - Branch Romania (Bukarest)

Garage Equipment Romania

Soseaua Bucuresti-Urziceni Nr. 64C | Afumati RO-077010 Ilfov (Bucuresti)

Tel.: +40 (0) 765 521 741 | Fax: +40 (0) 314 379 461

www.twinbusch.ro | E-Mail: info@twinbusch.ro



Twin Busch LP - Branch USA (Las Vegas)

730 W Cheyenne Ave | STE 90

North Las Vegas, NV 89030 | United States

Tel.: +1 (424) 465-0361

www.twinbusch.com | E-Mail: sales@twinbusch.com



In all our stores you will find large exhibition areas, and local and German speaking staff

Please follow us on



twinbusch.germany



twinbusch



Twin Busch GmbH

Prices valid at the time of printing | Text and pictures are examples and are non-binding | Printing errors and technical changes reserved | © TWIN BUSCH GmbH 01-2024